



ROBERT M. PALMIERI
MAYOR

CITY OF UTICA

URBAN & ECONOMIC DEVELOPMENT

1 KENNEDY PLAZA, UTICA, NEW YORK 13502

PH.315-792-0181 FAX. 315-797-6607

BRIAN THOMAS, AICP
COMMISSIONER

PLANNING BOARD AGENDA Common Council Chambers December 15, 2022 – 4:30 PM

PB Case No.: 20-22
Address: Citywide
Applicant:
Owner:

Zone:
Requested Action: Council Recommendation

Pursuant to Section 2-29-21(b)(6) of the City of Utica Zoning Ordinance, the Common Council has asked that the Planning Board review a number of recently proposed zoning text amendments and provide them with recommendations prior to adoption.

The amendments proposed are primarily intended to fix the codification of the new zoning ordinance to ensure compatibility within the zoning ordinance itself and with other referenced sections of the larger Code of Ordinances. Additionally, several of the proposed ordinances alter definitions and locational requirements, including neighborhood convenience stores, gasoline/convenience stations, neighborhood retail, smoke shops.

PB Case No.: 08-19
Address: Multiple Addresses
Applicant: Robert Scholefield
Owner: MVHS

Zone: Central Business District (CBD)
Site Plan Review

Pursuant to City of Utica Zoning Code Section 2-29-291(a) and (b) the applicant had previously sought Site Plan review and approval for the proposed construction of a new hospital. At the time, signage details throughout the proposed campus were not yet finalized. As such and so as not to hold up the commencement of construction of the hospital, the Planning Board granted Site Plan approval with the condition that the applicant return at such time as the signage details were finalized.

At this time, MVHS has completed its signage plans and details. Numerous variances were required for the signage plan; due to the significance of the project, the Zoning Board of Appeals granted all necessary variances at a recent meeting.

PB Case No.:	17-22	Zone:	Planned Development
Address:	Tax map #'s 318.8-1-61 & 62	Requested Action:	Site Plan Approval
Applicant:	Bonacci Architects pllc		
Owner:	Aqua Vino Real Estate Holdings, LLC / Utica Harbor Point Development Corp.		

Pursuant to Section 2-29-373(a) of the City of Utica Zoning Code, the applicant is seeking Site Plan Approval for a proposed project at the aforementioned address; the proposal is located within the Planned Development zoning district established for development in and around Harbor Point.

The Planning Board granted Preliminary Site Plan approval to the proposed plan at its November meeting and asked Planning staff that the latest plans be shared with City Engineering, Police and Fire Departments prior to consideration of Final Site Plan approval. At this time, Engineering Department has provided a number of review comments which have been shared with the applicant.

PB Case #20-22

Council Recommendations

Submitted to council by: Councilmember Colosimo-Testa Proposed Ordinance No. 18
Submitted to council on: 11 / 15 / 22 Proposed Resolution No. _____
Sent to Council Attorney on: 11 / 15 / 22 Thursday Rule Waiver Required? Y
Date of Legislation: 11 / 16 / 22 Explanation provided to council on: ____/____/____

CITY OF UTICA
Department of Legislation
Common Council

Sponsored by: **Councilmember Colosimo-Testa**

Ordinance Amending the Zoning Code

Amendment to Chapter 2-14 Article XIV

Be it Ordained that the Title of **Chapter 2-14 Article XIV** of the Zoning Code, be amended

From: Neighborhood Retail Certificate

To: Neighborhood Retail Certificate/Neighborhood Convenience Store Use.

	MEMBERS	AYES	NAYS		MEMBERS	AYES	NAYS	ADOPTED OR DISAPPROVED BY THE FOLLOWING VOTE: AYES _____ NAYS _____ DATE ADOPTED ____/____/ 2022
1	K. Aiello			6	J. Betrus			
2	R. Burmaster			7	M. Williamson			
3	C. Friend			8	S. Colosimo-Testa			
4	F. Meola			9	F. DiBrango			
5	V. Ervin			10	M. Galime			

Submitted to council by: Councilmember Colosimo-Testa

Proposed Ordinance No. 19

Submitted to council on: 11 / 15 / 22

Proposed Resolution No. _____

Sent to Council Attorney on: 11 / 15 / 22

Thursday Rule Waiver Required? Y

Date of Legislation: 11 / 16 / 22

Explanation provided to council on: / /

**CITY OF UTICA
Department of Legislation
Common Council**

Sponsored by: **Councilmember Colosimo-Testa**

Ordinance Amending the Zoning Code

Amendment to Section 2-14-337 “definitions”

Be it Ordained that **Section, 2-14-337 “definitions”** of the Zoning Code be amended to:

Neighborhood Convenience Store is defined as any retail sales business of less than 6,000 square feet of gross floor area per floor which specializes in providing household products and foods and may also provide for any or all of the following as an accessory use: the sale and/or rental of audio/video recordings of any format, provided that an adult-oriented business is specifically prohibited; the preparation and sales of delicatessen sandwiches and foods; and the use of no more than two amusement devices such as pinball machines, video games or other similar devices. The sale of tobacco related items, and anything vape related. Neighborhood convenience stores shall not include the dispensing of gasoline or other motor vehicle fuels.

	MEMBERS	AYES	NAYS		MEMBERS	AYES	NAYS	ADOPTED OR DISAPPROVED BY THE FOLLOWING VOTE: AYES _____ NAYS _____ DATE ADOPTED ____/____/ 2022
1	K. Aiello			6	J. Betrus			
2	R. Burmaster			7	M. Williamson			
3	C. Friend			8	S. Colosimo-Testa			
4	F. Meola			9	F. DiBrango			
5	V. Ervin			10	M. Galime			

Submitted to council by: Councilmember Colosimo-Testa

Proposed Ordinance No. 20

Submitted to council on: 11 / 15 / 22

Proposed Resolution No. _____

Sent to Council Attorney on: 11 / 15 / 22

Thursday Rule Waiver Required? Y

Date of Legislation: 11 / 16 / 22

Explanation provided to council on: ____ / ____ / ____

**CITY OF UTICA
Department of Legislation
Common Council**

Sponsored by: **Councilmember Colosimo-Testa**

Ordinance Amending the Zoning Code

Amendment to Section 2-29-7 “definitions”

Be it Ordained that **Section, 2-29-7 “definitions”** of the Zoning Code be amended to Adding Neighborhood Convenience Store is defined as any retail sales business of less than 6,000 square feet of gross floor area per floor which specializes in providing household products and foods and may also provide for any or all of the following as an accessory use: the sale and/or rental of audio/video recordings of any format, provided that an adult-oriented business is specifically prohibited; the preparation and sales of delicatessen sandwiches and foods; and the use of no more than two amusement devices such as pinball machines, video games or other similar devices. The sale of tobacco related items, and anything vape related. Neighborhood convenience stores shall not include the dispensing of gasoline or other motor vehicle fuels.

	MEMBERS	AYES	NAYS		MEMBERS	AYES	NAYS	ADOPTED OR DISAPPROVED BY THE FOLLOWING VOTE: AYES _____ NAYS _____ DATE ADOPTED ____/____/ 2022
1	K. Aiello			6	J. Betrus			
2	R. Burmaster			7	M. Williamson			
3	C. Friend			8	S. Colosimo-Testa			
4	F. Meola			9	F. DiBrango			
5	V. Ervin			10	M. Galime			

Submitted to council by: Councilmember Colosimo-Testa

Proposed Ordinance No. 21

Submitted to council on: 11 / 15 / 22

Proposed Resolution No. _____

Sent to Council Attorney on: 11 / 15 / 22

Thursday Rule Waiver Required? Y

Date of Legislation: 11 / 16 / 22

Explanation provided to council on: _____ / _____ / _____

**CITY OF UTICA
Department of Legislation
Common Council**

Sponsored by: **Councilmember Colosimo-Testa**

Ordinance Amending the Zoning Code

Amendment to Section 2-29-7 “definitions”

Be it Ordained that Section, 2-29-7 “definitions” of the Zoning Code be amended by eliminating the word convenience in the definitions to read gasoline stations.

	MEMBERS	AYES	NAYS		MEMBERS	AYES	NAYS	ADOPTED OR DISAPPROVED BY THE FOLLOWING VOTE: AYES _____ NAYS _____ DATE ADOPTED ____/____/ 2022
1	K. Aiello			6	J. Betrus			
2	R. Burmaster			7	M. Williamson			
3	C. Friend			8	S. Colosimo-Testa			
4	F. Meola			9	F. DiBrango			
5	V. Ervin			10	M. Galime			

Submitted to council by: Councilmember Colosimo-Testa

Proposed Ordinance No. 22

Submitted to council on: 11 / 15 / 22

Proposed Resolution No. _____

Sent to Council Attorney on: 11 / 15 / 22

Thursday Rule Waiver Required? Y

Date of Legislation: 11 / 16 / 22

Explanation provided to council on: ____ / ____ / ____

**CITY OF UTICA
Department of Legislation
Common Council**

Sponsored by: **Councilmember Colosimo-Testa**

Ordinance Amending the Zoning Code

Amendment to Section 2-29-156 “Use Table”

Be it Ordained that **Section, 2-29-156 “Use Table”** of the Zoning Code be amended by Adding a neighborhood convenience store to Section C. Commercial, with the use table blank.

	MEMBERS	AYES	NAYS		MEMBERS	AYES	NAYS	ADOPTED OR DISAPPROVED BY THE FOLLOWING VOTE: AYES _____ NAYS _____ DATE ADOPTED ____/____/ 2022
1	K. Aiello			6	J. Betrus			
2	R. Burmaster			7	M. Williamson			
3	C. Friend			8	S. Colosimo-Testa			
4	F. Meola			9	F. DiBrango			
5	V. Ervin			10	M. Galime			

Submitted to council by: Councilmember Colosimo-Testa

Proposed Ordinance No. 23

Submitted to council on: 11 / 15 / 22

Proposed Resolution No. _____

Sent to Council Attorney on: 11 / 15 / 22

Thursday Rule Waiver Required? Y

Date of Legislation: 11 / 16 / 22

Explanation provided to council on: / /

**CITY OF UTICA
Department of Legislation
Common Council**

Sponsored by: **Councilmember Colosimo-Testa**

Ordinance Amending the Zoning Code

Amendment to Section 2-29-156 “Use Table C. Commercial”

Be it Ordained that Section, 2-29-156 “Use Table C. Commercial” of the Zoning Code be amended by:

Neighborhood retail leaving the district row blank by removing p/sp/s from the row.

	MEMBERS	AYES	NAYS		MEMBERS	AYES	NAYS	ADOPTED OR DISAPPROVED BY THE FOLLOWING VOTE: AYES _____ NAYS _____ DATE ADOPTED ____/____/ 2022
1	K. Aiello			6	J. Betrus			
2	R. Burmaster			7	M. Williamson			
3	C. Friend			8	S. Colosimo-Testa			
4	F. Meola			9	F. DiBrango			
5	V. Ervin			10	M. Galime			

Submitted to council by: Councilmember Colosimo-Testa

Proposed Ordinance No. 24

Submitted to council on: 11 / 15 / 22

Proposed Resolution No. _____

Sent to Council Attorney on: 11 / 15 / 22

Thursday Rule Waiver Required? Y

Date of Legislation: 11 / 16 / 22

Explanation provided to council on: _____ / _____ / _____

**CITY OF UTICA
Department of Legislation
Common Council**

Sponsored by: **Councilmember Colosimo-Testa**

Ordinance Amending the Zoning Code

Amendment to Section 2-29-156 “Use Table C. Commercial”

Be it Ordained that **Section, 2-29-156 “Use Table C. Commercial”** of the Zoning Code be amended by:

Smoke shop leaving district row blank by removing p/sp/s from the row to be left blank.

.

	MEMBERS	AYES	NAYS		MEMBERS	AYES	NAYS	ADOPTED OR DISAPPROVED BY THE FOLLOWING VOTE: AYES _____ NAYS _____ DATE ADOPTED ____/____/ 2022
1	K. Aiello			6	J. Betrus			
2	R. Burmaster			7	M. Williamson			
3	C. Friend			8	S. Colosimo-Testa			
4	F. Meola			9	F. DiBrango			
5	V. Ervin			10	M. Galime			

Submitted to council by: Councilmember Colosimo-Testa

Proposed Ordinance No. 25

Submitted to council on: 11 / 15 / 22

Proposed Resolution No. _____

Sent to Council Attorney on: 11 / 15 / 22

Thursday Rule Waiver Required? Y

Date of Legislation: 11 / 16 / 22

Explanation provided to council on: / /

**CITY OF UTICA
Department of Legislation
Common Council**

Sponsored by: **Councilmember Colosimo-Testa**

Ordinance Amending the Zoning Code

Amendment to Section 2-29-156 “Use Table D. Automotive”

Be it Ordained that Section, 2-29-156 “Use Table D. Automotive” of the Zoning Code be amended by:

Removing convenience from the term gasoline/convenience store and amending it to say gasoline station.

.

	MEMBERS	AYES	NAYS		MEMBERS	AYES	NAYS	ADOPTED OR DISAPPROVED BY THE FOLLOWING VOTE: AYES _____ NAYS _____ DATE ADOPTED ____/____/ 2022
1	K. Aiello			6	J. Betrus			
2	R. Burmaster			7	M. Williamson			
3	C. Friend			8	S. Colosimo-Testa			
4	F. Meola			9	F. DiBrango			
5	V. Ervin			10	M. Galime			

Submitted to council by: Councilmember Colosimo-Testa

Proposed Ordinance No. 26

Submitted to council on: 11 / 15 / 22

Proposed Resolution No. _____

Sent to Council Attorney on: 11 / 15 / 22

Thursday Rule Waiver Required? Y

Date of Legislation: 11 / 16 / 22

Explanation provided to council on: ____ / ____ / ____

**CITY OF UTICA
Department of Legislation
Common Council**

Sponsored by: **Councilmember Colosimo-Testa**

Ordinance Amending the Zoning Code

Amendment to Section 2-29-156 “Use Table D. Automotive”

Be it Ordained that Section, 2-29-156 “Use Table D. Automotive” of the Zoning Code be amended by:

Removing SP from the NMU district and leave it blank.

.

	MEMBERS	AYES	NAYS		MEMBERS	AYES	NAYS	ADOPTED OR DISAPPROVED BY THE FOLLOWING VOTE: AYES _____ NAYS _____ DATE ADOPTED ____/____/ 2022
1	K. Aiello			6	J. Betrus			
2	R. Burmaster			7	M. Williamson			
3	C. Friend			8	S. Colosimo-Testa			
4	F. Meola			9	F. DiBrango			
5	V. Ervin			10	M. Galime			

Submitted to council by: Councilmember Colosimo-Testa

Proposed Ordinance No. 27

Submitted to council on: 11 / 15 / 22

Proposed Resolution No. _____

Sent to Council Attorney on: 11 / 15 / 22

Thursday Rule Waiver Required? Y

Date of Legislation: 11 / 16 / 22

Explanation provided to council on: / /

**CITY OF UTICA
Department of Legislation
Common Council**

Sponsored by: **Councilmember Colosimo-Testa**

Ordinance Amending the Zoning Code

Amendment to Section 2-29-125 “Adoption of Amendment”

Be it Ordained that Section, 2-29-125 “Adoption of Amendment” to the Zoning Code be amended as follows:

After the public hearing, a majority vote of the members of the common council shall be required to amend this chapter, except as described in the protest petition process.

	MEMBERS	AYES	NAYS		MEMBERS	AYES	NAYS	ADOPTED OR DISAPPROVED BY THE FOLLOWING VOTE: AYES _____ NAYS _____ DATE ADOPTED ____/____/ 2022
1	K. Aiello			6	J. Betrus			
2	R. Burmaster			7	M. Williamson			
3	C. Friend			8	S. Colosimo-Testa			
4	F. Meola			9	F. DiBrango			
5	V. Ervin			10	M. Galime			

Submitted to council by: Councilmember Colosimo-Testa

Proposed Ordinance No. 28

Submitted to council on: 11 / 15 / 22

Proposed Resolution No. _____

Sent to Council Attorney on: 11 / 15 / 22

Thursday Rule Waiver Required? Y

Date of Legislation: 11 / 16 / 22

Explanation provided to council on: ____ / ____ / ____

**CITY OF UTICA
Department of Legislation
Common Council**

Sponsored by: **Councilmember Colosimo-Testa**

Ordinance Amending the Zoning Code

Amendment to Article XI “Supplemental Regulations”

Be it Ordained that, **Article XI “Supplemental Regulations”** to the Zoning Code be amended as follows:

Removing the word convenience from Section D in automotive uses and Section D subsection 1.

The section should read as follows:

(d) Gasoline stations shall be subject to the following requirements:

- (1) When a gasoline station is located adjacent to a residential use it shall be shielded by wall, fencing or other suitable material which shall serve to screen noise and uncontrolled entrance.

	MEMBERS	AYES	NAYS		MEMBERS	AYES	NAYS	ADOPTED OR DISAPPROVED BY THE FOLLOWING VOTE: AYES _____ NAYS _____ DATE ADOPTED ____/____/ 2022
1	K. Aiello			6	J. Betrus			
2	R. Burmaster			7	M. Williamson			
3	C. Friend			8	S. Colosimo-Testa			
4	F. Meola			9	F. DiBrango			
5	V. Ervin			10	M. Galime			

Submitted to council by: Councilmember Colosimo-Testa

Proposed Ordinance No. 29

Submitted to council on: 11 / 15 / 22

Proposed Resolution No. _____

Sent to Council Attorney on: 11 / 15 / 22

Thursday Rule Waiver Required? Y

Date of Legislation: 11 / 16 / 22

Explanation provided to council on: _____ / _____ / _____

**CITY OF UTICA
Department of Legislation
Common Council**

Sponsored by: **Councilmember Colosimo-Testa**

Ordinance Amending the Zoning Code

Amendment to Section. 2-29-361 “Adding Neighborhood Convenience Store”

Be it Ordained that, Section 2-29-361 “Adding Neighborhood Convenience Store” to the Zoning Code be amended as follows:

No such use shall be located within 2,000 linear feet of a similar existing use regardless of the zoning district in which such existing use is located and measured from lot line to lot line. As part of the application to the Zoning Board of Appeals, the applicant shall submit a development plan that addresses the following: days/hours of operation; hours of deliveries and services (i.e., trash removal, snow plowing, etc.); provisions for parking, both on- and off-street; provisions to manage and regulate potential impacts of use, including but not limited to: litter and refuse by store patrons, excessive noise, loitering, crime prevention; signage, including both permanent and advertising/promotional signage; staffing; landscaping; and a building floor plan.

	MEMBERS	AYES	NAYS		MEMBERS	AYES	NAYS	ADOPTED OR DISAPPROVED BY THE FOLLOWING VOTE: AYES _____ NAYS _____ DATE ADOPTED ____/____/ 2022
1	K. Aiello			6	J. Betrus			
2	R. Burmaster			7	M. Williamson			
3	C. Friend			8	S. Colosimo-Testa			
4	F. Meola			9	F. DiBrango			
5	V. Ervin			10	M. Galime			

Submitted to council by: Councilmember Colosimo-Testa Proposed Ordinance No. 35

Submitted to council on: 11 / 15 / 22 Proposed Resolution No. _____

Sent to Council Attorney on: 11 / 15 / 22 Thursday Rule Waiver Required? Y

Date of Legislation: 11 / 16 / 22 Explanation provided to council on: _____ / _____ / _____

CITY OF UTICA
Department of Legislation
Common Council

Sponsored by: **Councilmember Colosimo-Testa**

Ordinance Amending Zoning Code Section Designations

Be it Ordained that Division 4 – Special Use Permit and Article XI – Supplemental Regulations of the Official Zoning Code Ordinance be amended to reflect the following section designations:

Division 4 – Special Use Permit

Sec. 2-29-331	Purpose
Sec. 2-29-332	Application Content
Sec. 2-29-333	Criteria
Sec. 2-29-334	Special Use Permit Review
Sec. 2-29-335	Planning Board Action
Sec. 2-29-336	Special Use Permit Expiration, Revocation and Enforcement

Article XI – Supplemental Regulations

Sec. 2-29-341	Adult Uses
Sec. 2-29-343	Veterinary Clinic/Hospital
Sec. 2-29-344	Automotive Uses
Sec. 2-29-345	Commercial, Indoor Recreation and Outdoor Recreation
Sec. 2-29-346	Retail, Neighborhood
Sec. 2-29-347	Dwelling, Accessory Units (ADU)
Sec. 2-29-348	Emergency Services
Sec. 2-29-349	Essential Services
Sec. 2-29-350	Geothermal Energy Systems
Sec. 2-29-351	Greenhouse
Sec. 2-29-352	Home Occupations
Sec. 2-29-353	Live-Work
Sec. 2-29-354	Kennel, Commercial and Dog Day-Care
Sec. 2-29-356	Municipal/Civic, Utility Use (See Existing Community Facilities)
Sec. 2-29-357	Storage Yard
Sec. 2-29-358	Solar Energy Systems
Sec. 2-29-359	Vending Lots
Sec. 2-29-360	I/IMU Buffer Requirements

	MEMBERS	AYES	NAYS		MEMBERS	AYES	NAYS	ADOPTED OR DISAPPROVED BY THE FOLLOWING VOTE: AYES _____ NAYS _____ DATE ADOPTED ____/____/ 2022
1	K. Aiello			6	J. Betruss			
2	R. Burmaster			7	M. Williamson			
3	C. Friend			8	S. Colosimo-Testa			
4	F. Meola			9	F. DiBrango			
5	V. Ervin			10	M. Galime			

PB Case #08-19

MVHS signage plans/details



**Mohawk Valley Health System
Wynn Hospital
Exterior Signage Master Plan
30 June 2022**

Prepared by



Mitchell Associates Inc.
One Corporate Commons
100 West Commons Boulevard, Suite 300
New Castle, DE 19720
302 594 9400

The compilation of original ideas, designs, arrangements, plans and schedules shown herein are the sole property of the Owner and Mitchell Associates, developed exclusively in connection with the specified project. No portion of the information contained herein may be utilized, copied or reproduced for any purpose without expressed written permission of the Owner or Mitchell Associates.
© Mitchell Associates Inc.

1

Drawing Index, Matrix, Graphic Standards
& Performance Specifications

Drawing Index	W-XE.00
Exterior Sign Matrix Primary Signage	W-MP.01 through W-MP.05
Performance Specifications	W-PS.01 through W-PS.04
Graphic Standards	W-XE.01, W-XE.02, W-XE.03

2

Primary Signage
Wayfinding, Identification and Regulatory Sign Standards

A.01 Skyline Building Identification	W-A.01a, W-A.01b, W-A.01c, W-A.01d
B.01 Landmark Directional Pylon	W-B.01a, W-B.01b, W-B.01c, W-B.01d
B.01 Landmark Directional Pylon (ADD-ALT)	W-B.01e, W-B.01f, W-B.01g
B.02 Primary Directional Pylon	W-B.02a, W-B.02b, W-B.02c
B.03 Secondary Identification Pylon	W-B.03a, W-B.03b, W-B.03c
B.04 Tertiary Identification Pylon	W-B.04a, W-B.04b
C.01 Entrance Canopy Identification	W-C.01a, W-C.01b, W-C.01c, W-C.01d
F.01 Regulatory Post & Panel [Non-Standard]	W-F.01a, W-F.01b, W-F.01c

3

Incidental Signage
Wayfinding, Identification and Regulatory Sign Standards

D.01 Parking Lot Identification	W-D.01a
E.01 Entrance Door Graphics	W-E.01a, W-E.01b, W-E.01c
E.02 Exterior Door Identification	W-E.02a, W-E.02b
F.02 Regulatory Parking [Non-Standard]	W-F.02a
F.03 Regulatory Wall Mount Message	W-F.03a, W-F.03b
F.04 Regulatory Wall Mount Message	W-F.04a
G.01 Flat-Cut Letters	W-G.01a, W-G.01b, W-G.01c
H.01 Pedestrian Directional Pylon	W-H.01a, W-H.01b

4

Sign Message Schedule and Location Plan

Exterior Sign Message Schedule	W-EM.01 through W-EM.12
Exterior Site Sign Location Plans	W-GP.01 W-GP.02A, W-GP.02B, W-GP.02C, W-GP.02D

<div><div>Mitchell</div><div>Wayfinding Signage Design</div></div>	<div><div>Mitchell Associates Inc.</div><div>One Corporate Commons 100 West Commons Blvd, Suite 300 New Castle, DE 19720 +1 302.594.9400 www.mitchellai.com</div></div>
Owner	<div><div>Mohawk Valley Health System</div><div>1656 Champlin Avenue New Hartford, NY 13413 +1 315.624.6000</div></div>
Architect	<div><div>NBBJ</div><div>250 S. High Street, Suite 300 Columbus, OH 43215 +1 614.224.7145</div></div>

CON No. 172305-C

MAI Project No. 20030.00

Wynn Hospital

500 Broadway

Utica, New York 13502

Mark	Description	Date

Sheet Index

Mohawk Valley Health System - Wynn Hospital | Comprehensive Sign Plan and Variance Requests

Exterior Sign Matrix | Primary Signage

30 June 2022

Campus Road Frontage:

Columbia Street	1,242 Linear Feet
Broadway	310 Linear Feet
State Street	326 Linear Feet

Total Primary Signage Area:

Primary Signage sq./ft. 4,391.9

Campus Building Frontage:

Hospital, North Side	648 Linear Feet
Hospital, South Side	648 Linear Feet
Hospital, East Side	245 Linear Feet
Hospital, West Side	245 Linear Feet
CEP, North Side	431 Linear Feet

PRIMARY SIGNAGE FOR APPROVAL - QUANTITY 27 SIGNS									
Sign #	Sign Location	Sign Type	Sign Dimensions	Area (Sq.Ft.)	Illumination	Power Req.	Mounting	Fabrication Notes	City of Utica Code Requirement Notes
A.01.01	Hospital North Elevation	Illuminated Wall Sign Type A.01 - Skyline Building Identification	15'-0"H x 59'-4"W 7'-6"H x 93'-0"W 160'-4" Installed Ht. Max	1,588.0	Internal LED, White	120V-277V 20 Amp	Wall Mount		§2-29-311 through §2-29-348 (previous §2-29-131 through §2-29-144) - exceeds allowable sign area and quantity [60 sq. ft area; Qty. 1 per lot]. PPD Comprehensive Sign Plan, Special Use permit required.
A.01.02	Hospital South Elevation	Illuminated Wall Sign Type A.01 - Skyline Building Identification	15'-0"H x 59'-4"W 7'-6"H x 93'-0"W 160'-4" Installed Ht. Max	1,588.0	Internal LED, White	120V-277V 20 Amp	Wall Mount		§2-29-311 through §2-29-348 (previous §2-29-131 through §2-29-144) - exceeds allowable sign area and quantity [60 sq. ft area; Qty. 1 per lot]. PPD Comprehensive Sign Plan, Special Use permit required.
B.01.01	Broadway and Lafayette Street, South West Corner	Illuminated Freestanding Directional Sign Type B.01 - Primary Quad-Faced Directional Pylon	14'-2"H x 7'-8"W 19'-6" Overall Ht.	108.7	Internal LED	120V-277V 20 Amp	Ground Mount on Concrete Foundation	Four (4) equal size faces; only text and logo illuminate	§2-29-311 through §2-29-348 (previous §2-29-131 through §2-29-144) - exceeds allowable sign area and quantity [60 sq. ft area; Qty. 1 per lot]. PPD Comprehensive Sign Plan, Special Use permit required.
B.01.02	Broadway and Columbia Street, North West Corner	Illuminated Freestanding Directional Sign Type B.01 - Primary Quad-Faced Directional Pylon	14'-2"H x 7'-8"W 19'-6" Overall Ht.	108.7	Internal LED	120V-277V 20 Amp	Ground Mount on Concrete Foundation	Four (4) equal size faces; only text and logo illuminate	§2-29-311 through §2-29-348 (previous §2-29-131 through §2-29-144) - exceeds allowable sign area and quantity [60 sq. ft area; Qty. 1 per lot]. PPD Comprehensive Sign Plan, Special Use permit required.
B.01.03	State Street and Columbia Street, North East Corner	Illuminated Freestanding Directional Sign Type B.01 - Primary Quad-Faced Directional Pylon	14'-2"H x 7'-8"W 19'-6" Overall Ht.	108.7	Internal LED	120V-277V 20 Amp	Ground Mount on Concrete Foundation	Four (4) equal size faces; only text and logo illuminate	§2-29-311 through §2-29-348 (previous §2-29-131 through §2-29-144) - exceeds allowable sign area and quantity [60 sq. ft area; Qty. 1 per lot]. PPD Comprehensive Sign Plan, Special Use permit required.

PRIMARY SIGNAGE FOR APPROVAL - QUANTITY 27 SIGNS									
Sign #	Sign Location	Sign Type	Sign Dimensions	Area (Sq.Ft.)	Illumination	Power Req.	Mounting	Fabrication Notes	City of Utica Code Requirement Notes
B.01.04	State Street and Lafayette Street, South East Corner	Illuminated Freestanding Directional Sign Type B.01 - Primary Quad-Faced Directional Pylon	14'-2"H x 7'-8"W 19'-6" Overall Ht.	108.7	Internal LED	120V-277V 20 Amp	Ground Mount on Concrete Foundation	Four (4) equal size faces; only text and logo illuminate	§2-29-311 through §2-29-348 (previous §2-29-131 through §2-29-144) - exceeds allowable sign area and quantity [60 sq. ft area; Qty. 1 per lot]. PPD Comprehensive Sign Plan, Special Use permit required.
B.02.01	Oriskany Street W. and Cornelia Street, South West Corner	Illuminated Freestanding Directional Sign Type B.02 - Primary Double-Faced Directional Pylon	14'-2"H x 7'-8"W 19'-6" Overall Ht.	108.7	Internal LED	120V-277V 20 Amp	Ground Mount on Concrete Foundation	Two (2) equal size faces; only text and logo illuminate	§2-29-311 through §2-29-348 (previous §2-29-131 through §2-29-144) - exceeds allowable sign area and quantity [60 sq. ft area; Qty. 1 per lot]. PPD Comprehensive Sign Plan, Special Use permit required. OFF-PREMISE SIGN APPROVAL REQD.
B.03.01	Columbia Street, 400 Block, North Side	Illuminated Freestanding Directional Sign Type B.03 - Secondary Directional Pylon	8'-0"H x 6'-0"W 12'-0" Overall Ht.	48.0	Internal LED	120V-277V 20 Amp	Ground Mount on Concrete Foundation	Only text and logo illuminate	§2-29-311 through §2-29-348 (previous §2-29-131 through §2-29-144) - exceeds allowable sign area and quantity [60 sq. ft area; Qty. 1 per lot]. PPD Comprehensive Sign Plan, Special Use permit required.
B.03.02	Columbia Street, 400 Block, North Side	Illuminated Freestanding Directional Sign Type B.03 - Secondary Directional Pylon	8'-0"H x 6'-0"W 12'-0" Overall Ht.	48.0	Internal LED	120V-277V 20 Amp	Ground Mount on Concrete Foundation	Only text and logo illuminate	§2-29-311 through §2-29-348 (previous §2-29-131 through §2-29-144) - exceeds allowable sign area and quantity [60 sq. ft area; Qty. 1 per lot]. PPD Comprehensive Sign Plan, Special Use permit required.
B.04.01	Columbia Street, 300 Block, North Side	Freestanding Sign Type B.04 - Tertiary Identification Pylon	4'-6"H x 3'-6"W 6'-6" Overall Ht.	15.8	N/A	N/A	Ground Mount on Concrete Foundation		§2-29-311 through §2-29-348 (previous §2-29-131 through §2-29-144) - exceeds allowable sign area and quantity [60 sq. ft area; Qty. 1 per lot]. PPD Comprehensive Sign Plan, Special Use permit required.
B.04.02	Columbia Street, 300 Block, South Side	Freestanding Sign Type B.04 - Tertiary Identification Pylon	4'-6"H x 3'-6"W 6'-6" Overall Ht.	15.8	N/A	N/A	Ground Mount on Concrete Foundation		§2-29-311 through §2-29-348 (previous §2-29-131 through §2-29-144) - exceeds allowable sign area and quantity [60 sq. ft area; Qty. 1 per lot]. PPD Comprehensive Sign Plan, Special Use permit required.
B.04.04	Columbia Street, 500 Block, North Side	Freestanding Sign Type B.04 - Tertiary Identification Pylon	4'-6"H x 3'-6"W 6'-6" Overall Ht.	15.8	N/A	N/A	Ground Mount on Concrete Foundation		§2-29-311 through §2-29-348 (previous §2-29-131 through §2-29-144) - exceeds allowable sign area and quantity [60 sq. ft area; Qty. 1 per lot]. PPD Comprehensive Sign Plan, Special Use permit required.


PRIMARY SIGNAGE FOR APPROVAL - QUANTITY 27 SIGNS									
Sign #	Sign Location	Sign Type	Sign Dimensions	Area (Sq.Ft.)	Illumination	Power Req.	Mounting	Fabrication Notes	City of Utica Code Requirement Notes
B.03.05	Lafayette Street, 500 Block, South Side	Freestanding Sign Type B.04 - Tertiary Identification Pylon	4'-6"H x 3'-6"W 6'-6" Overall Ht.	15.8	N/A	N/A	Ground Mount on Concrete Foundation		§2-29-311 through §2-29-348 (previous §2-29-131 through §2-29-144) - exceeds allowable sign area and quantity [60 sq. ft area; Qty. 1 per lot]. PPD Comprehensive Sign Plan, Special Use permit required.
B.04.06	Lafayette Street, 500 Block, North Side	Freestanding Sign Type B.04 - Tertiary Identification Pylon	4'-6"H x 3'-6"W 6'-6" Overall Ht.	15.8	N/A	N/A	Ground Mount on Concrete Foundation		§2-29-311 through §2-29-348 (previous §2-29-131 through §2-29-144) - exceeds allowable sign area and quantity [60 sq. ft area; Qty. 1 per lot]. PPD Comprehensive Sign Plan, Special Use permit required.
B.04.07	State Street, 400 Block, West Side	Freestanding Sign Type B.04 - Tertiary Identification Pylon	4'-6"H x 3'-6"W 6'-6" Overall Ht.	15.8	N/A	N/A	Ground Mount on Concrete Foundation		§2-29-311 through §2-29-348 (previous §2-29-131 through §2-29-144) - exceeds allowable sign area and quantity [60 sq. ft area; Qty. 1 per lot]. PPD Comprehensive Sign Plan, Special Use permit required.
C.01.01	Hospital North Elevation	Illuminated Canopy Sign Type C.01 - Entrance Canopy Identification	2'-10"H x 43'-2"W 22'-10" Installed Ht. Max	122.2	Internal LED, White	120V-277V 20 Amp	Canopy Mount		§2-29-311 through §2-29-348 (previous §2-29-131 through §2-29-144) - exceeds allowable sign area and quantity [60 sq. ft area; Qty. 1 per lot]. PPD Comprehensive Sign Plan, Special Use permit required.
C.01.02	Hospital West Elevation	Illuminated Canopy Sign Type C.01 - Entrance Canopy Identification	2'-10"H x 24'-5"W 20'-0" Installed Ht. Max	69.1	Internal LED, Red	120V-277V 20 Amp	Canopy Mount		§2-29-311 through §2-29-348 (previous §2-29-131 through §2-29-144) - exceeds allowable sign area and quantity [60 sq. ft area; Qty. 1 per lot]. PPD Comprehensive Sign Plan, Special Use permit required.
C.01.03	Hospital West Elevation	Illuminated Canopy Sign Type C.01 - Entrance Canopy Identification	2'-10"H x 25'-4"W 20'-0" Installed Ht. Max	71.7	Internal LED, White	120V-277V 20 Amp	Canopy Mount		§2-29-311 through §2-29-348 (previous §2-29-131 through §2-29-144) - exceeds allowable sign area and quantity [60 sq. ft area; Qty. 1 per lot]. PPD Comprehensive Sign Plan, Special Use permit required.
F.02.01	Hospital North Entrance/Exit Drive (formerly Cornilia Street)	Directional Sign Type F.02 - Directional Post & Panel	4'-6"H x 6'-9"W 12'-0" Overall Ht.	30.4	N/A	N/A	Ground Mount on Concrete Foundation		§2-29-311 through §2-29-348 (previous §2-29-131 through §2-29-144) - exceeds allowable sign area and quantity [60 sq. ft area; Qty. 1 per lot]. PPD Comprehensive Sign Plan, Special Use permit required.

PRIMARY SIGNAGE FOR APPROVAL - QUANTITY 27 SIGNS

Sign #	Sign Location	Sign Type	Sign Dimensions	Area (Sq.Ft.)	Illumination	Power Req.	Mounting	Fabrication Notes	City of Utica Code Requirement Notes
F.02.02	Hospital East Entrance/Exit Drive (formerly Lafayette Street)	Directional Sign Type F.02 - Directional Post & Panel	4'-6"H x 6'-9"W 12'-0" Overall Ht.	30.4	N/A	N/A	Ground Mount on Concrete Foundation		§2-29-311 through §2-29-348 (previous §2-29-131 through §2-29-144) - exceeds allowable sign area and quantity [60 sq. ft area; Qty. 1 per lot]. PPD Comprehensive Sign Plan, Special Use permit required.
F.02.04	Hospital East Entrance/Exit Drive (formerly Lafayette Street)	Directional Sign Type F.02 - Directional Post & Panel	4'-6"H x 6'-9"W 12'-0" Overall Ht.	30.4	N/A	N/A	Ground Mount on Concrete Foundation		§2-29-311 through §2-29-348 (previous §2-29-131 through §2-29-144) - exceeds allowable sign area and quantity [60 sq. ft area; Qty. 1 per lot]. PPD Comprehensive Sign Plan, Special Use permit required.
F.02.05	Hospital North Entrance/Exit Drive (formerly Cornilia Street)	Directional Sign Type F.02 - Directional Post & Panel	4'-6"H x 7'-3"W 12'-0" Overall Ht.	32.6	N/A	N/A	Ground Mount on Concrete Foundation		§2-29-311 through §2-29-348 (previous §2-29-131 through §2-29-144) - exceeds allowable sign area and quantity [60 sq. ft area; Qty. 1 per lot]. PPD Comprehensive Sign Plan, Special Use permit required. OFF-PREMISE SIGN APPROVAL REQD.
F.02.06	State Street, 400 Block, East Side	Directional Sign Type F.02 - Directional Post & Panel	4'-6"H x 3'-6"W 12'-0" Overall Ht.	15.8	N/A	N/A	Ground Mount on Concrete Foundation		§2-29-311 through §2-29-348 (previous §2-29-131 through §2-29-144) - exceeds allowable sign area and quantity [60 sq. ft area; Qty. 1 per lot]. PPD Comprehensive Sign Plan, Special Use permit required. OFF-PREMISE SIGN APPROVAL REQD.
F.02.07	State Street, 400 Block, East Side	Directional Sign Type F.02 - Directional Post & Panel	4'-6"H x 3'-6"W 12'-0" Overall Ht.	15.8	N/A	N/A	Ground Mount on Concrete Foundation		§2-29-311 through §2-29-348 (previous §2-29-131 through §2-29-144) - exceeds allowable sign area and quantity [60 sq. ft area; Qty. 1 per lot]. PPD Comprehensive Sign Plan, Special Use permit required.
F.02.08	State Street, 400 Block, East Side	Directional Sign Type F.02 - Directional Post & Panel	4'-6"H x 3'-6"W 12'-0" Overall Ht.	15.8	N/A	N/A	Ground Mount on Concrete Foundation		§2-29-311 through §2-29-348 (previous §2-29-131 through §2-29-144) - exceeds allowable sign area and quantity [60 sq. ft area; Qty. 1 per lot]. PPD Comprehensive Sign Plan, Special Use permit required.
F.02.09	State Street, 400 Block, East Side	Directional Sign Type F.02 - Directional Post & Panel	4'-6"H x 3'-6"W 12'-0" Overall Ht.	15.8	N/A	N/A	Ground Mount on Concrete Foundation		§2-29-311 through §2-29-348 (previous §2-29-131 through §2-29-144) - exceeds allowable sign area and quantity [60 sq. ft area; Qty. 1 per lot]. PPD Comprehensive Sign Plan, Special Use permit required.

PRIMARY SIGNAGE FOR APPROVAL - QUANTITY 27 SIGNS									
Sign #	Sign Location	Sign Type	Sign Dimensions	Area (Sq.Ft.)	Illumination	Power Req.	Mounting	Fabrication Notes	City of Utica Code Requirement Notes
F.02.10	State Street, 400 Block, East Side	Directional Sign Type F.02 - Directional Post & Panel	4'-6"H x 3'-6"W 12'-0" Overall Ht.	15.8	N/A	N/A	Ground Mount on Concrete Foundation		§2-29-311 through §2-29-348 (previous §2-29-131 through §2-29-144) - exceeds allowable sign area and quantity [60 sq. ft area; Qty. 1 per lot]. PPD Comprehensive Sign Plan, Special Use permit required.
F.02.11	State Street, 400 Block, East Side	Directional Sign Type F.02 - Directional Post & Panel	4'-6"H x 3'-6"W 12'-0" Overall Ht.	15.8	N/A	N/A	Ground Mount on Concrete Foundation		§2-29-311 through §2-29-348 (previous §2-29-131 through §2-29-144) - exceeds allowable sign area and quantity [60 sq. ft area; Qty. 1 per lot]. PPD Comprehensive Sign Plan, Special Use permit required.

TYPOGRAPHY



Cap Height

ABCDEFGHIJKLMNOPQRSTUVWXYZ&(/")*
abcdefghijklmnopqrstuvwxyz | 1234567890

Cera Pro Medium (0 tracking unless otherwise noted)


ABCDEFGHIJKLMNOPQRSTUVWXYZ&(/")*
abcdefghijklmnopqrstuvwxyz | 1234567890

Cera Pro Bold (0 tracking unless otherwise noted)

LOGO



Logo Mark & Logo Type (Full Color)



Logo Mark & Logo Type (One Color - White)

	Mitchell Associates Inc. One Corporate Commons 100 West Commons Blvd, Suite 300 New Castle, DE 19720 +1 302.594.9400 www.mitchellai.com
Wayfinding Signage Design	

Owner	Mohawk Valley Health System 1656 Champlin Avenue New Hartford, NY 13413 +1 315.624.6000
-------	---


Architect	NBBJ 250 S. High Street, Suite 300 Columbus, OH 43215 +1 614.224.7145
-----------	---

CON No. 172305-C	Wynn Hospital
MAI Project No. 20030.00	500 Broadway
	Utica, New York 13502


Mark	Description	Date

Graphic Standards
Typography / Branding


COLORS / MATERIALS




P1
Match Pantone #295C
MVHS Dark Blue



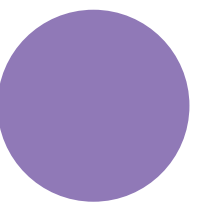
P2
White




P3
Cool Grey
***Match Building Metal Panel Color**



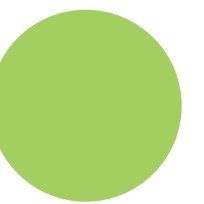
P4
Warm Grey
***Match Building Metal Panel Color**




P5
Match Pantone #2655C
MVHS Purple




P6
Match Pantone #637C
MVHS Light Blue



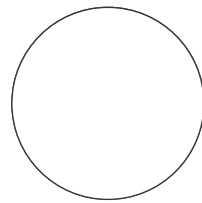
P7
Match Pantone #367C
MVHS Green




P8
Matthews Paint
#30136, Brushed Aluminum




DP
CMYKW Digital Print




V1
3M Scotchlite Reflective
#10 White




V2
3M Scotchcal Opaque
#12, Black




V3
3M Scotchcal Translucent
#83, Regal Red




V4
3M Scotchlite Reflective
#3983 Fluorescent
Yellow Green




V5
3M Scotchcal Opaque
#10, White




V6
3M Scotchlite Reflective
#85, Black




V7
3M Scotchlite Reflective
#72, Red




V8
3M Scotchcal
Dual-Color Film
#222, Black



V9
3M Scotchcal Opaque
#53, Cardinal Red



M1
Translucent White Acrylic



M2
3M Panaflex, White

 <div>Wayfinding Signage Design</div>	Mitchell Associates Inc. One Corporate Commons 100 West Commons Blvd, Suite 300 New Castle, DE 19720 +1 302.594.9400 www.mitchellai.com
Owner	Mohawk Valley Health System 1656 Champlin Avenue New Hartford, NY 13413 +1 315.624.6000
Architect	NBBJ 250 S. High Street, Suite 300 Columbus, OH 43215 +1 614.224.7145

CON No. 172305-C

MAI Project No. 20030.00

Wynn Hospital

500 Broadway

Utica, New York 13502

Mark	Description	Date

Graphic Standards
Colors / Materials

PICTOGRAM SYMBOLS



APO_NO ENTRY



NSG_NO SMOKING



NWP_NO WEAPONS



FLM_FLAMMIBLE




VPP_PARKING



NVP_PARKING



BIO_BIOHAZARD



HVT_HIGH VOLTAGE



WAR_WARNING




NLT_NO LEFT TURN



EMV_EMERGENCY MEDICAL VEHICLE


ARROW STYLE & KEY




[U]_UP ARROW




[D]_DOWN ARROW



[L]_LEFT ARROW




[R]_RIGHT ARROW




[UL]_UP LEFT ARROW



[UR]_UP RIGHT ARROW



[DL]_DOWN LEFT ARROW



[DR]_DOWN RIGHT ARROW




[U]_UP ARROW




[L]_LEFT ARROW



[R]_RIGHT ARROW



[UL]_UP LEFT ARROW



[UR]_UP RIGHT ARROW

<div><div>Mitchell</div><div>Wayfinding Signage Design</div></div>	<div><div>Mitchell Associates Inc.</div><div>One Corporate Commons 100 West Commons Blvd, Suite 300 New Castle, DE 19720 +1 302.594.9400 www.mitchellai.com</div></div>
Owner	<div><div>Mohawk Valley Health System</div><div>1656 Champlin Avenue New Hartford, NY 13413 +1 315.624.6000</div></div>
Architect	<div><div>NBBJ</div><div>250 S. High Street, Suite 300 Columbus, OH 43215 +1 614.224.7145</div></div>
Interior Design	<div><div>CAMA Incorporated</div><div>31 Audubon Street New Haven, CT 06511 +1 203.777.9921</div></div>

CON No. 172305-C

MAI Project No. 20030.00

Wynn Hospital

500 Broadway

Utica, New York 13502

Mark	Description	Date

Graphic Standards
Symbols

Notes and specifications for all elements as shown on drawing sheets W-A.01a through W-A.01d.

A Channel Letters: Fabricated aluminum channel letter with translucent white acrylic face; low-profile aluminum trim cap, sides and back; and internal white LED illumination. Channel letters of sufficient thickness for application (not less than .125" back and .063" returns) w/ internal structure as required. Maintain full stroke width at letters plus perimeter for frame. All welded construction with tight seamless appearance at all joints. Backs of letters to be seamless and finished visually clean. Buff all surfaces smooth, finish all surfaces as indicated. Inside of letter to be finished White for maximum reflectivity.

Illumination: Internal Sloan, GelCore or equivalent brand LED modules; 4000K or 4200K color temperature. Configure to create a bright and even illumination at each element and across all elements. Provide exterior rated power supplies, weather proof enclosures, conduit, wiring and all hardware required for successful installation.

Electrical: 120V-20A or 277V-15A, Timer-controlled circuit provided at sign location by Owner/General Contractor. Sign Contractor to provide weather-proof service box / raceway for low-voltage wiring and transformers. Sign Contractor to provide conduit and wiring from adjacent power supply to raceway and channel letter components. All conduit and wiring must be concealed from view or be minimally visually obtrusive. Paint raceway to match color of mounting surface.

continued



Wayfinding
Signage Design

Mitchell Associates Inc.
One Corporate Commons
100 West Commons Blvd, Suite 300
New Castle, DE 19720
+1 302.594.9400
www.mitchellai.com

Owner

Mohawk Valley Health System
1656 Champlin Avenue
New Hartford, NY 13413
+1 315.624.6000

Architect

NBBJ
250 S. High Street, Suite 300
Columbus, OH 43215
+1 614.224.7145


CON No. 172305-C
MAI Project No. 20030.00

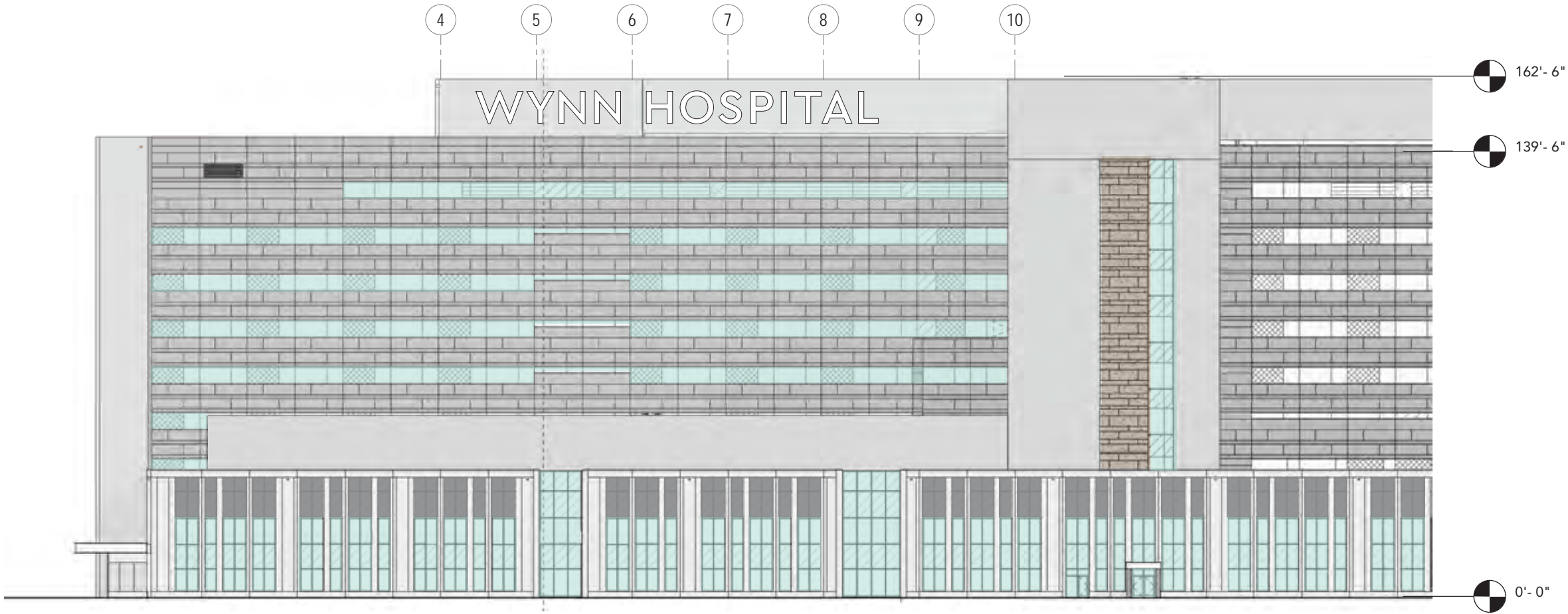
Wynn Hospital
500 Broadway
Utica, New York 13502

Mark	Description	Date

Sign Type A.01

Skyline Building Identification





1 Hospital South Elevation (partial) - West End
1"= 40'-0"

Notes and specifications for all elements as shown on drawing sheets W-A.01a through W-A.01d.

Mounting: Structurally designed mounting system of aluminum or steel in coordination with the project Architect and General Contractor. Mechanically attach aluminum channel letter components at pre-installed blocking support structure through pre-manufactured metal wall panels with stainless steel corrosion-resistant fasteners.

Structural Engineering: REQUIRED. Provide sealed structural engineering calculations and specifications for weight, wind load and mounting per requirements of the project.

Note: Sign Contractor is responsible for field verifying all as-built conditions that may impact installation and maintenance and indicate on shop drawings for review and approval. Coordinate with General Contractor for installation of all channel letter sign components.

 <div>Wayfinding Signage Design</div>	Mitchell Associates Inc. One Corporate Commons 100 West Commons Blvd, Suite 300 New Castle, DE 19720 +1 302.594.9400 www.mitchellai.com
Owner	Mohawk Valley Health System 1656 Champlin Avenue New Hartford, NY 13413 +1 315.624.6000
Architect	NBBJ 250 S. High Street, Suite 300 Columbus, OH 43215 +1 614.224.7145

CON No. 172305-C		Wynn Hospital	
MAI Project No. 20030.00		500 Broadway	
		Utica, New York 13502	
Mark	Description	Date	

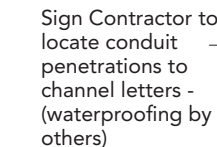
Sign Type A.01

Skyline Building Identification



MVHEALTHSYSTEM.ORG

Exterior Signage

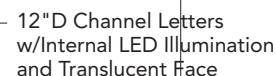


Power Raceway and Conduit by Sign Contractor

FALL PROTECTION ANCHORS ALONG HIGH ROOF

STEEL SUPPORT FOR
FALL PROTECTION SYSTEM

1 Typical Section @ Roof-Top Electrical Room
3/8"=1'-0"



— PORTABLE DAVIT ARM

- HORIZONTAL LIFELINE ANCHORED @ 30'-0"
- FALL PROTECTION ANCHORS

— ROOF MEMBRANE FLASHING

2 Typical Section @ Roof-Top Screen Wall
3/8"=1'-0"

Wayfinding
Signage Design

Mitchell Associates Inc.
One Corporate Commons
100 West Commons Blvd, Suite 300
New Castle, DE 19720
+1 302.594.9400
www.mitchellai.com

Owner

Mohawk Valley Health System
1656 Champlin Avenue
New Hartford, NY 13413
+1 315.624.6000

Architect

NBBJ
250 S. High Street, Suite 300
Columbus, OH 43215
+1 614.224.7145

CON No. 172305-C
MAI Project No. 20030.00

Wynn Hospital
500 Broadway
Utica, New York 13502

Mark	Description	Date

Sign Type A.01 Skyline Building Identification

Graphic Series - Design Intent Documents

Original Issue: 30 June 2022

Sheet

W-A.01c

Notes and specifications for all elements as shown on drawing sheets W-B.01a through W-B.01d.

A Fabricated Sign Cabinet: Aluminum construction (minimum .125 thickness) with paint finish and router-cut type and symbol graphics. Logo type and mark to be push-through illuminated acrylic with color film to match colors specified. Sign body messages to be illuminated acrylic backup lens with translucent color film or dual-color film for day/night visibility. Paint inside of cabinet White for maximum reflectivity.

Illumination: Internal Sloan, GelCore or equivalent brand LED modules; 4000K or 4200K color temperature. Configure to create a bright and even illumination at each element and across all elements. Provide exterior rated power supplies, weather proof enclosures, conduit, wiring and all hardware required for successful installation.

Electrical: 120V-20A or 277V-15A, Timer-controlled circuit provided at sign location by Owner/General Contractor. Sign Contractor to provide weather-proof service box for low-voltage wiring and transformers. Sign Contractor to provide conduit and wiring from adjacent power supply to sign cabinet. All conduit and wiring must be concealed from view or be minimally visually obtrusive.

Typestyle: Cera Pro Medium or Bold.

Color: Reference sheet W-XE.02a.

continued

 <div>Wayfinding Signage Design</div>	Mitchell Associates Inc. One Corporate Commons 100 West Commons Blvd, Suite 300 New Castle, DE 19720 +1 302.594.9400 www.mitchellai.com	
	Owner	Mohawk Valley Health System 1656 Champlin Avenue New Hartford, NY 13413 +1 315.624.6000
	Architect	NBBJ 250 S. High Street, Suite 300 Columbus, OH 43215 +1 614.224.7145

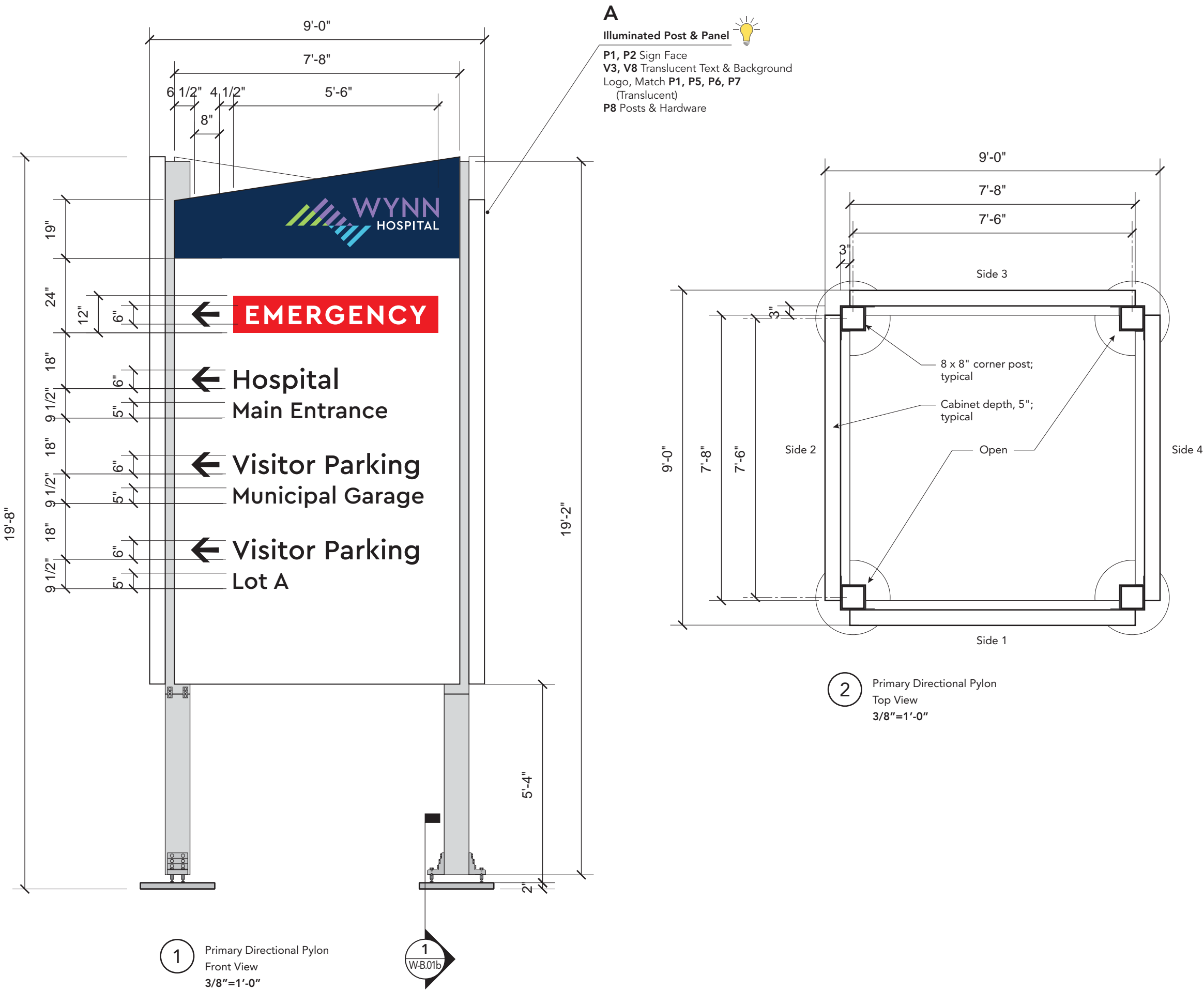
CON No. 172305-C
MAI Project No. 20030.00

Mohawk Valley Medical Center
500 Broadway
Utica, New York 13502

Mark	Description	Date

Sign Type B.01

Landmark Directional Pylon

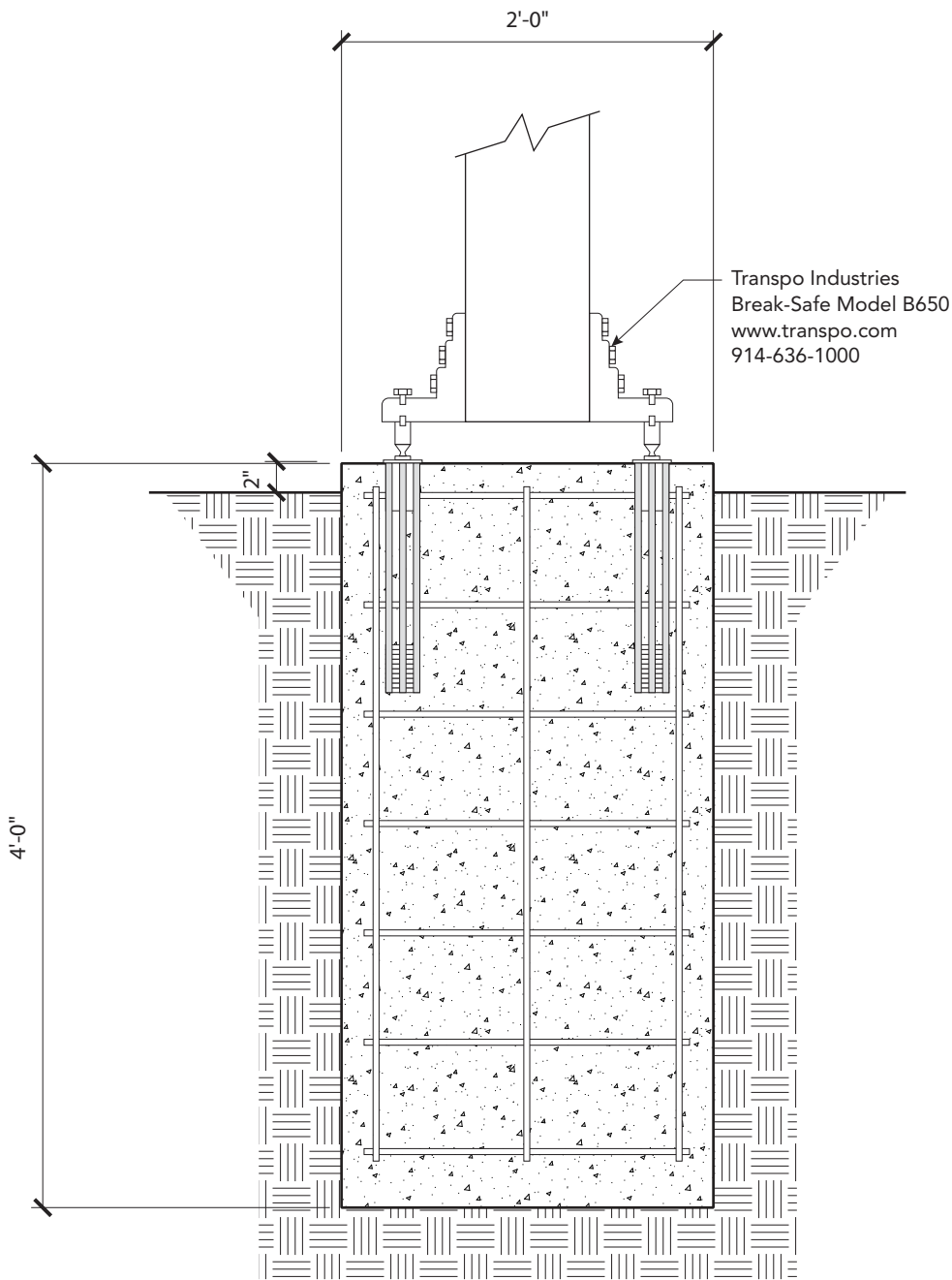


Notes and specifications for all elements as shown on drawing sheets W-B.01a through W-B.01d.

Structural Engineering: REQUIRED. Provide sealed structural engineering calculations and specifications for weight, wind load and mounting per requirements of the project.

Installation: Provide structural concrete post footings to below frost line and break-away post hardware as noted or equivalent.

Note: Sign Contractor is responsible for field verifying all as-built conditions that may impact installation and maintenance and indicate on shop drawings for review and approval. Coordinate with General Contractor for installation of all sign components.



1 Break-Away Post Detail
Section
1"=1'-0"



Wayfinding
Signage Design

Mitchell Associates Inc.
One Corporate Commons
100 West Commons Blvd, Suite 300
New Castle, DE 19720
+1 302.594.9400
www.mitchellai.com

Owner

Mohawk Valley Health System
1656 Champlin Avenue
New Hartford, NY 13413
+1 315.624.6000

Architect

NBBJ
250 S. High Street, Suite 300
Columbus, OH 43215
+1 614.224.7145

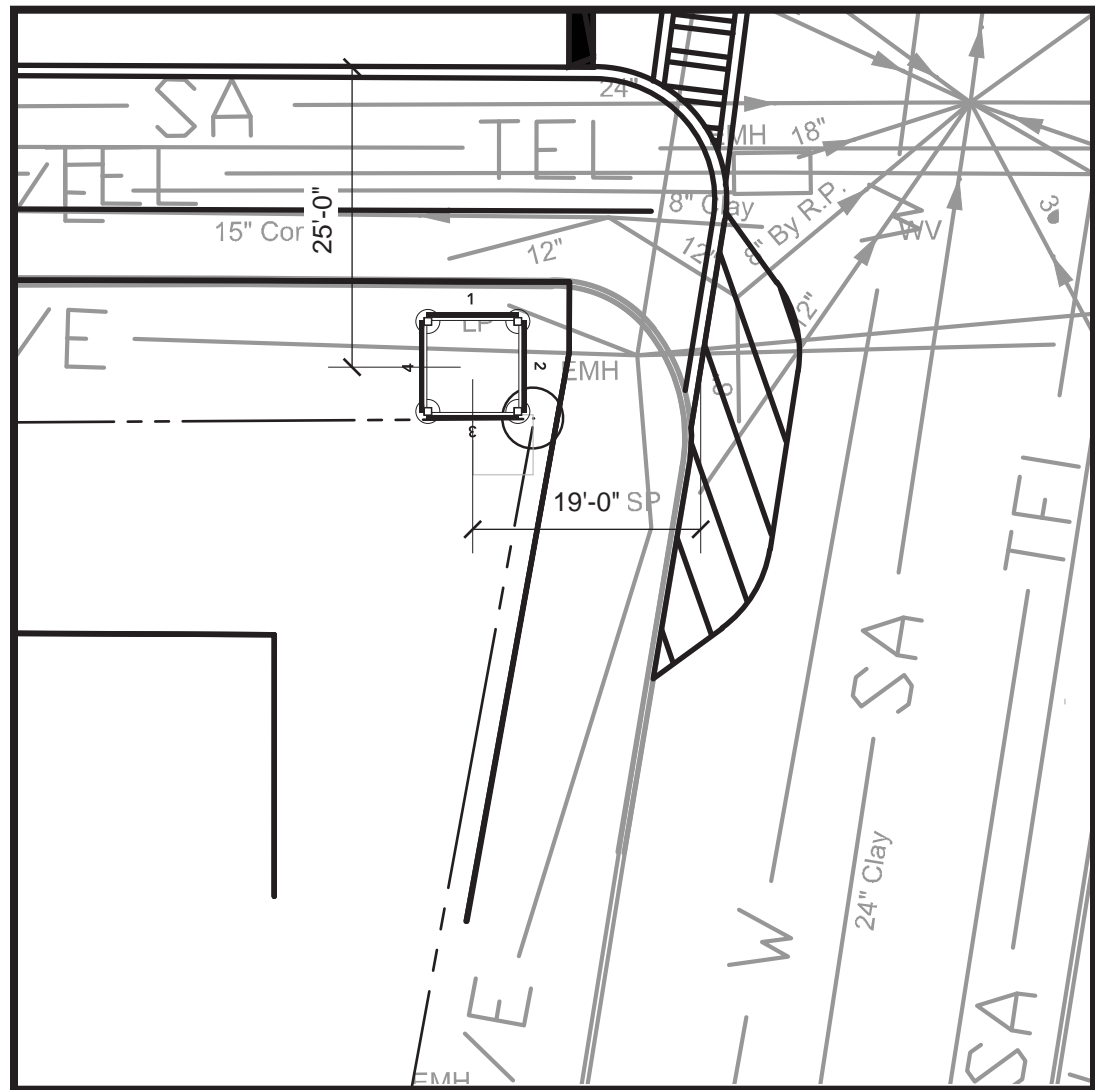
CON No. 172305-C
MAI Project No. 20030.00

Mohawk Valley Medical Center
500 Broadway
Utica, New York 13502

Mark	Description	Date

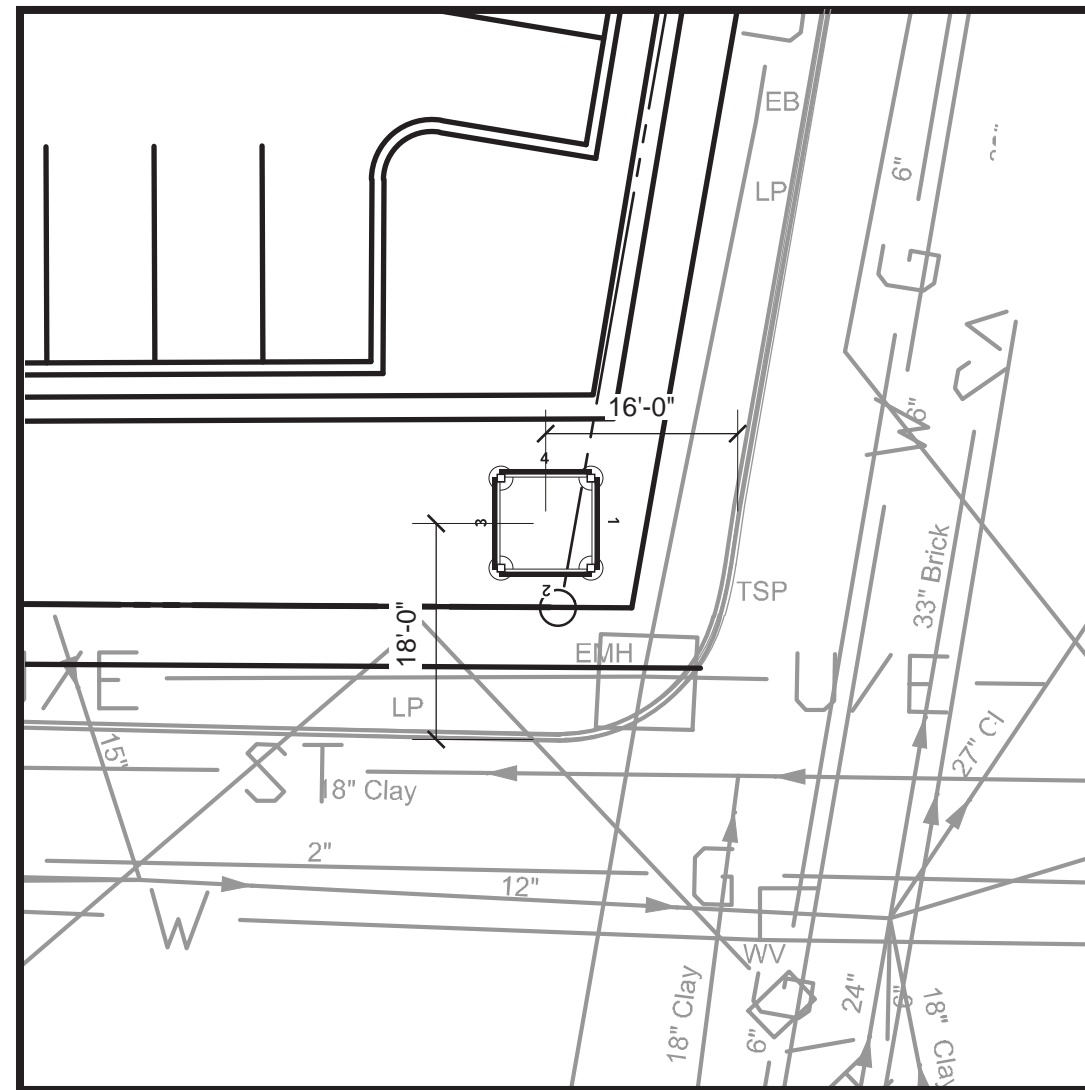
Sign Type B.01

Landmark Directional Pylon



Sign Location B.01.01

1 Southwest Corner @ Broadway and Lafayette Street
Plan View
1/16"=1'-0"

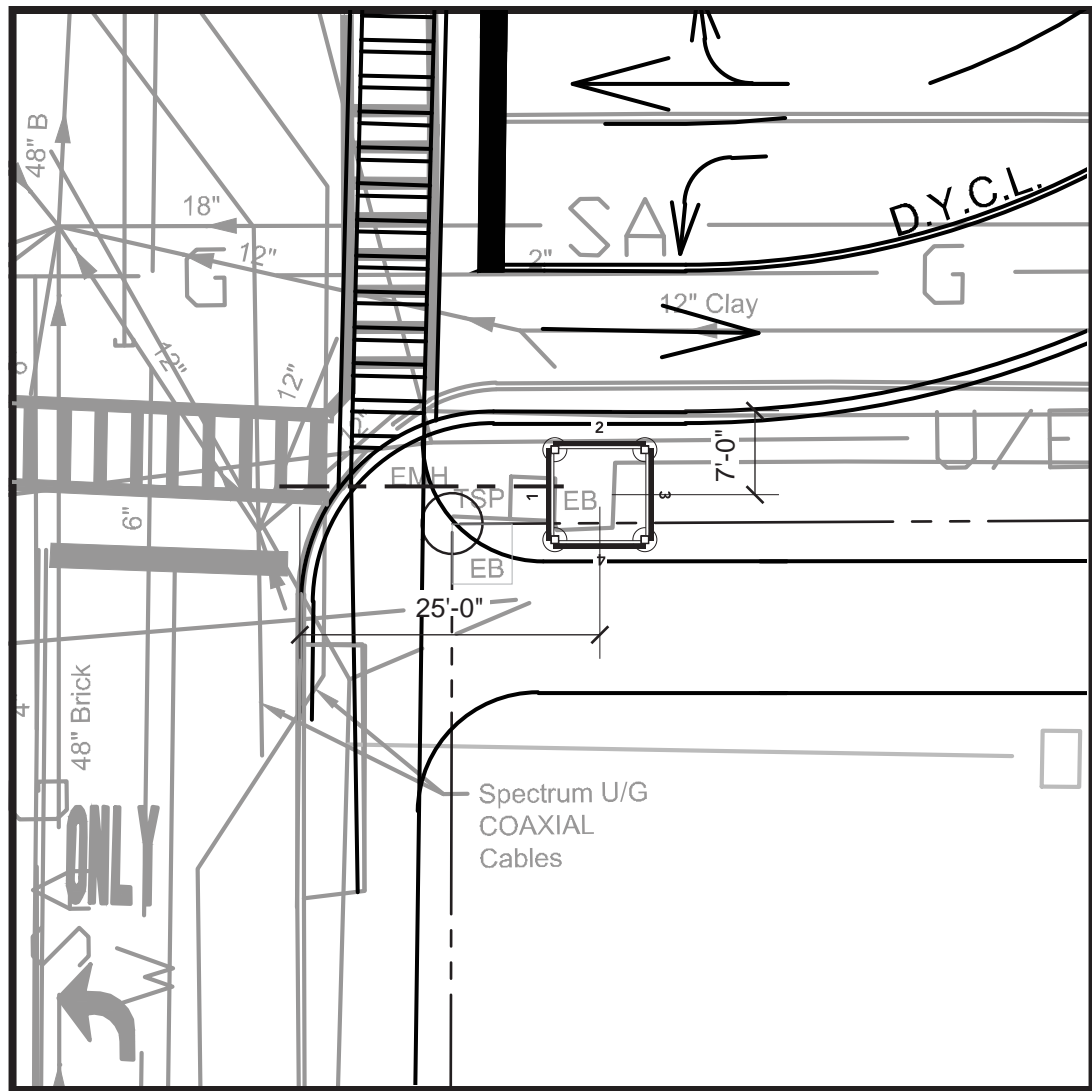


Sign Location B.01.02

2 Northwest Corner @ Broadway and Columbia Street
Plan View
1/16"=1'-0"

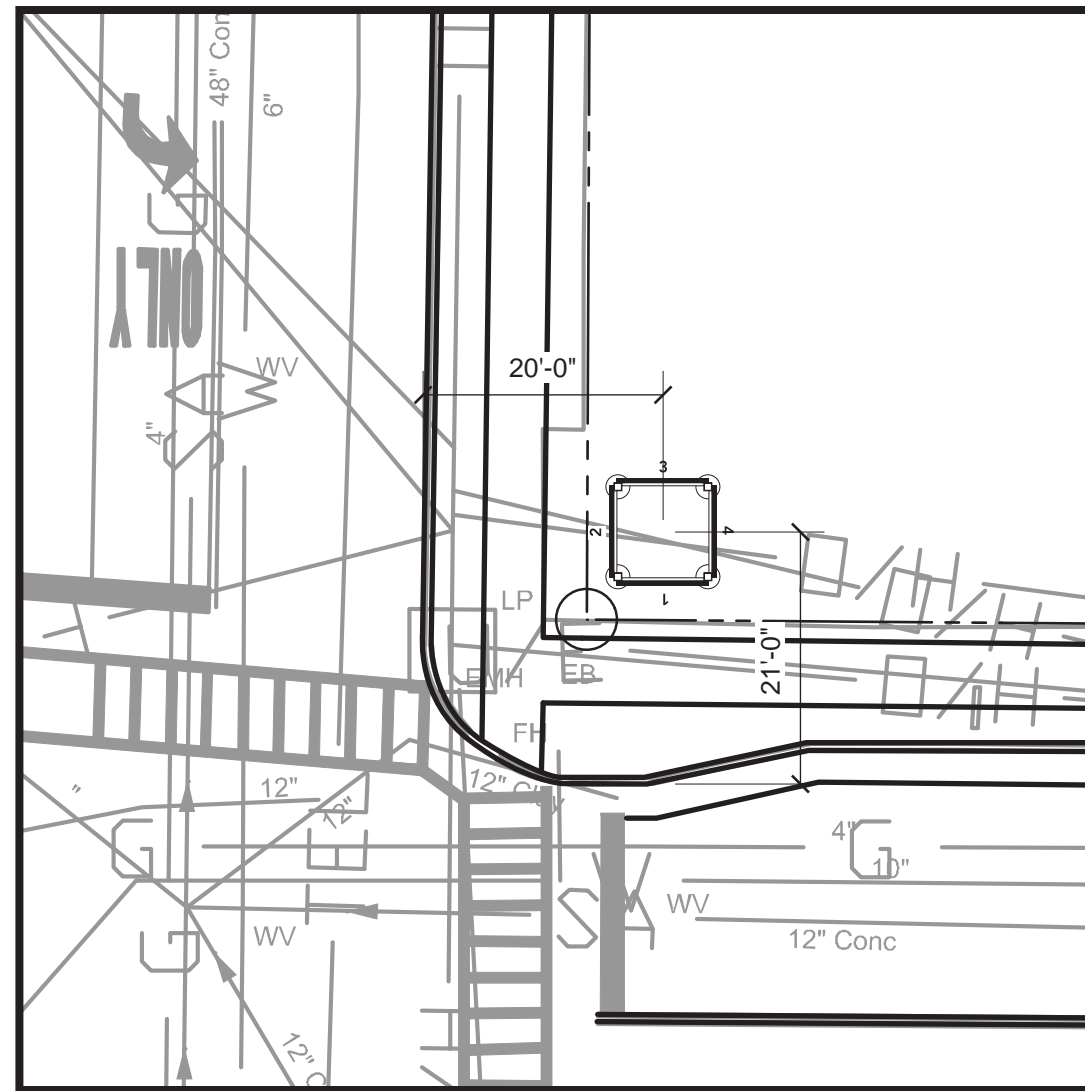
	Mitchell Associates Inc. One Corporate Commons 100 West Commons Blvd, Suite 300 New Castle, DE 19720 +1 302.594.9400 www.mitchellai.com
Wayfinding Signage Design	
Owner	Mohawk Valley Health System 1656 Champlin Avenue New Hartford, NY 13413 +1 315.624.6000
Architect	NBBJ 250 S. High Street, Suite 300 Columbus, OH 43215 +1 614.224.7145

Sign Type B.01
Landmark Directional Pylon



Sign Location B.01.04

1 Southeast Corner @ State and Lafayette Streets
Plan View
1/16" = 1'-0"



Sign Location B.01.03

2 Northeast Corner @ State and Columbia Streets
Plan View
1/16"=1'-0"



Mitchell Associates Inc.
One Corporate Commons
100 West Commons Blvd, Suite 300
New Castle, DE 19720
+1 302.594.9400
www.mitchellai.com

Owner **Mohawk Valley Health System**
1656 Champlin Avenue
New Hartford, NY 13413
+1 315.624.6000

Architect **NBBJ**
250 S. High Street, Suite 300
Columbus, OH 43215
+1 614.224.7145

CON No. 172305-C
MAI Project No. 20030.00

Mohawk Valley Medical Center
500 Broadway
Utica, New York 13502

Mark	Description	Date

Sign Type B.01
Landmark Directional Pylon

Notes and specifications for all elements as shown on drawing sheets W-B.01e through W-B.01g.

A Fabricated Sign Cabinet: Aluminum construction (minimum .125 thickness) with paint finish and router-cut type and symbol graphics. Logo type and mark to be push-through illuminated acrylic with color film to match colors specified. Sign body messages to be illuminated acrylic backup lens with translucent color film or dual-color film for day/night visibility. Paint inside of cabinet White for maximum reflectivity. Detachable top mesh enclosure and painted aluminum break-form vertical trim at 4 corners.

B Masonry Base: CMU and brick masonry base with 3 courses of project "legacy" brick and remaining brick to match building facade brick face type and pattern. Coordinate with building General Contractor for brick specification and supply.

Illumination: Internal Sloan, GelCore or equivalent brand LED modules; 4000K or 4200K color temperature. Configure to create a bright and even illumination at each element and across all elements. Provide exterior rated power supplies, weather proof enclosures, conduit, wiring and all hardware required for successful installation.

Electrical: 120V-20A or 277V-15A, Timer-controlled circuit provided at sign location by Owner/General Contractor. Sign Contractor to provide weather-proof service box for low-voltage wiring and transformers. Sign Contractor to provide conduit and wiring from adjacent power supply to sign cabinet. All conduit and wiring must be concealed from view or be minimally visually obtrusive.

continued



Wayfinding
Signage Design

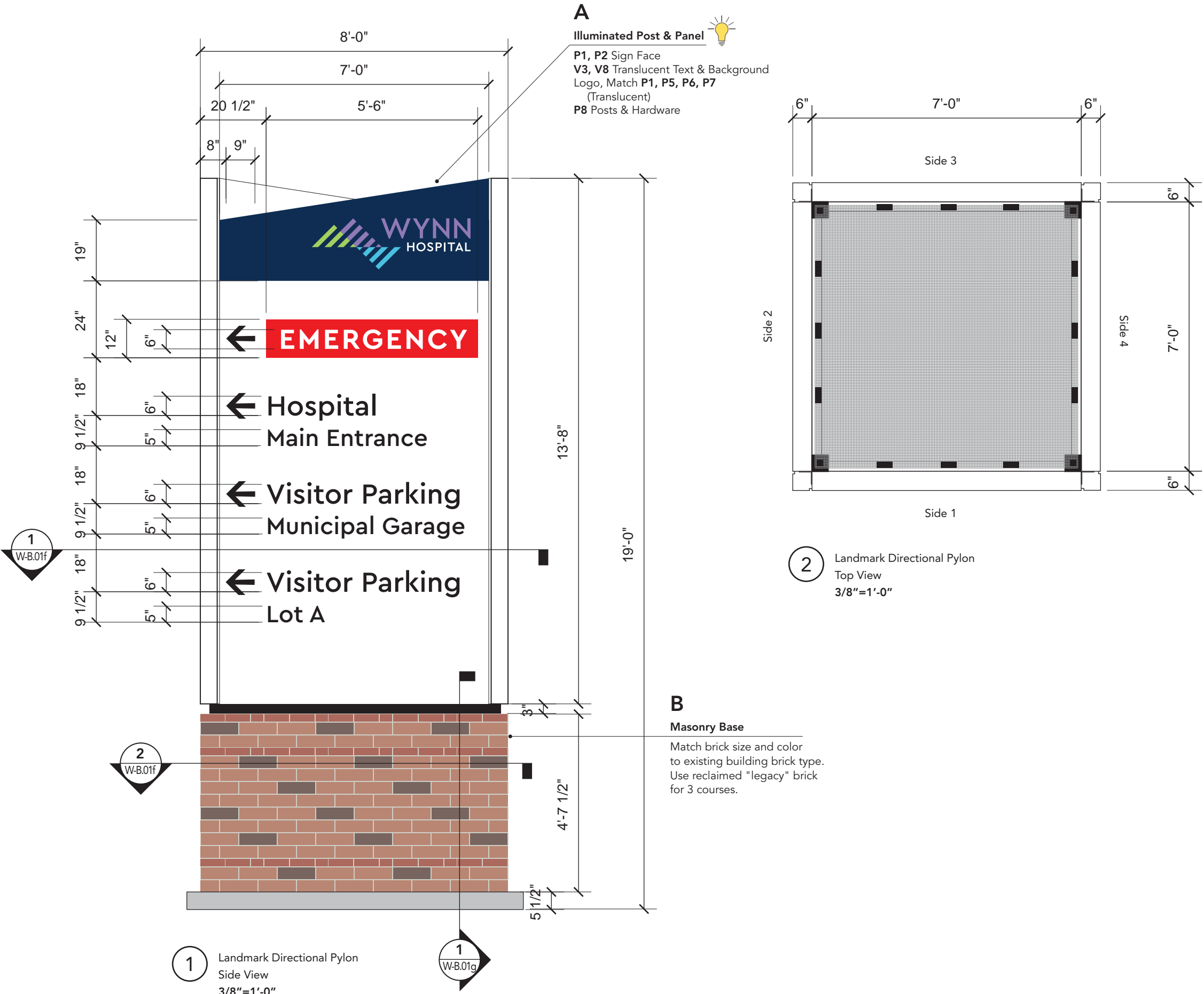
Mitchell Associates Inc.
One Corporate Commons
100 West Commons Blvd, Suite 300
New Castle, DE 19720
+1 302.594.9400
www.mitchellai.com

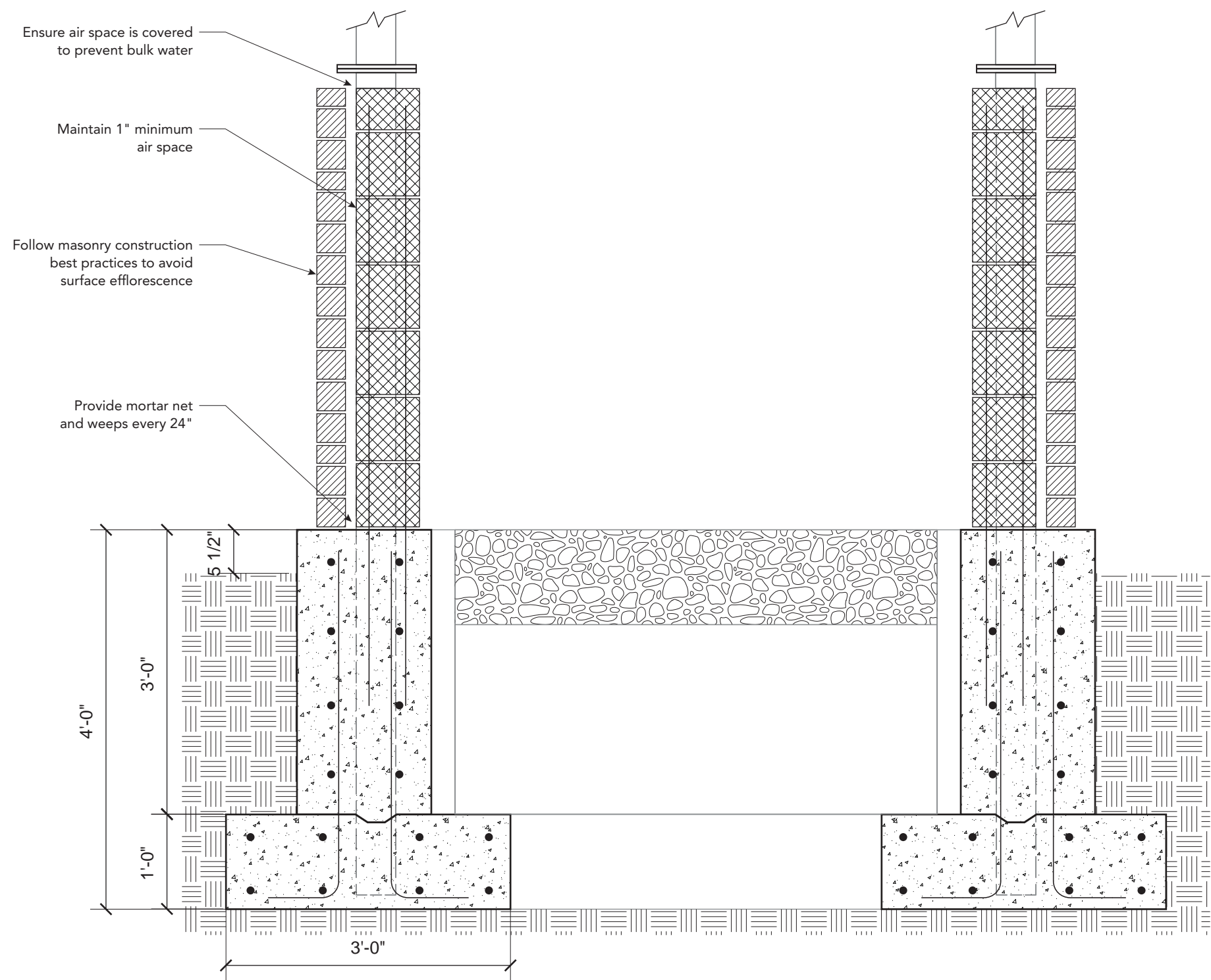
Owner	Mohawk Valley Health System 1656 Champlin Avenue New Hartford, NY 13413 +1 315.624.6000
Architect	NBBJ 250 S. High Street, Suite 300 Columbus, OH 43215 +1 614.224.7145

Wynn Hospital
500 Broadway
Utica, New York 13502

Mark	Description	Date

Sign Type B.01 (Add-Alternate) Landmark Directional Pylon





1 Landmark Directional Pylon
Foundation & Base Section
3/4"=1'-0"



Wayfinding
Signage Design

Mitchell Associates Inc.
One Corporate Commons
100 West Commons Blvd, Suite 300
New Castle, DE 19720
+1 302.594.9400
www.mitchellai.com

Owner

Mohawk Valley Health System
1656 Champlin Avenue
New Hartford, NY 13413
+1 315.624.6000

Architect

NBBJ
250 S. High Street, Suite 300
Columbus, OH 43215
+1 614.224.7145

CON No. 172305-C
MAI Project No. 20030.00

Wynn Hospital
500 Broadway
Utica, New York 13502

Mark	Description	Date

Sign Type B.01 (Add-Alternate)

Landmark Directional Pylon

Notes and specifications for all elements as shown on drawing sheets W-B.02a through W-B.02c.

A Fabricated Sign Cabinet: Aluminum construction (minimum .125 thickness) with paint finish and router-cut type and symbol graphics. Logo type and mark to be push-through illuminated acrylic with color film to match colors specified. Sign body messages to be illuminated acrylic backup lens with translucent color film or dual-color film for day/night visibility. Paint inside of cabinet White for maximum reflectivity.

Illumination: Internal Sloan, GelCore or equivalent brand LED modules; 4000K or 4200K color temperature. Configure to create a bright and even illumination at each element and across all elements. Provide exterior rated power supplies, weather proof enclosures, conduit, wiring and all hardware required for successful installation.

Electrical: 120V-20A or 277V-15A, Timer-controlled circuit provided at sign location by Owner/General Contractor. Sign Contractor to provide weather-proof service box for low-voltage wiring and transformers. Sign Contractor to provide conduit and wiring from adjacent power supply to sign cabinet. All conduit and wiring must be concealed from view or be minimally visually obtrusive.

Typestyle: Cera Pro Medium or Bold.

Color: Reference sheet W-XE.02a.

continued

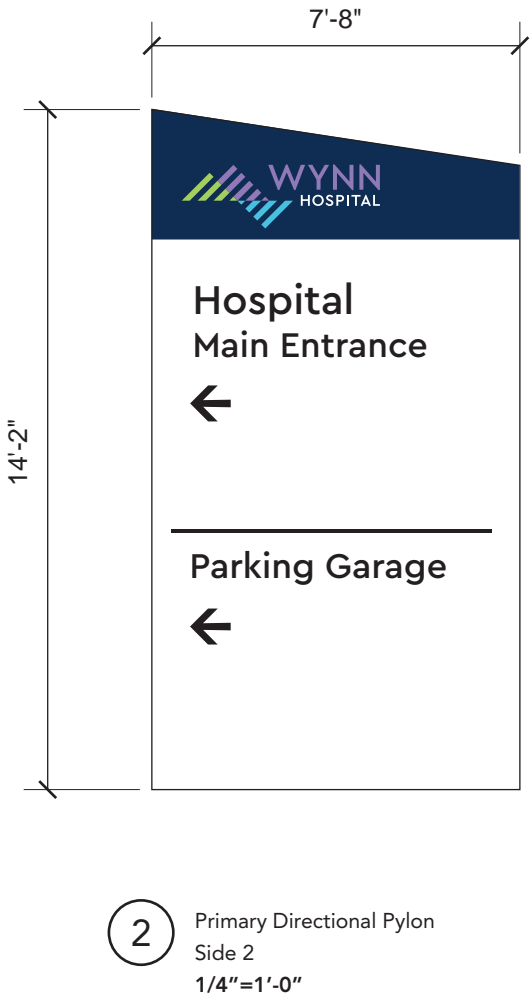
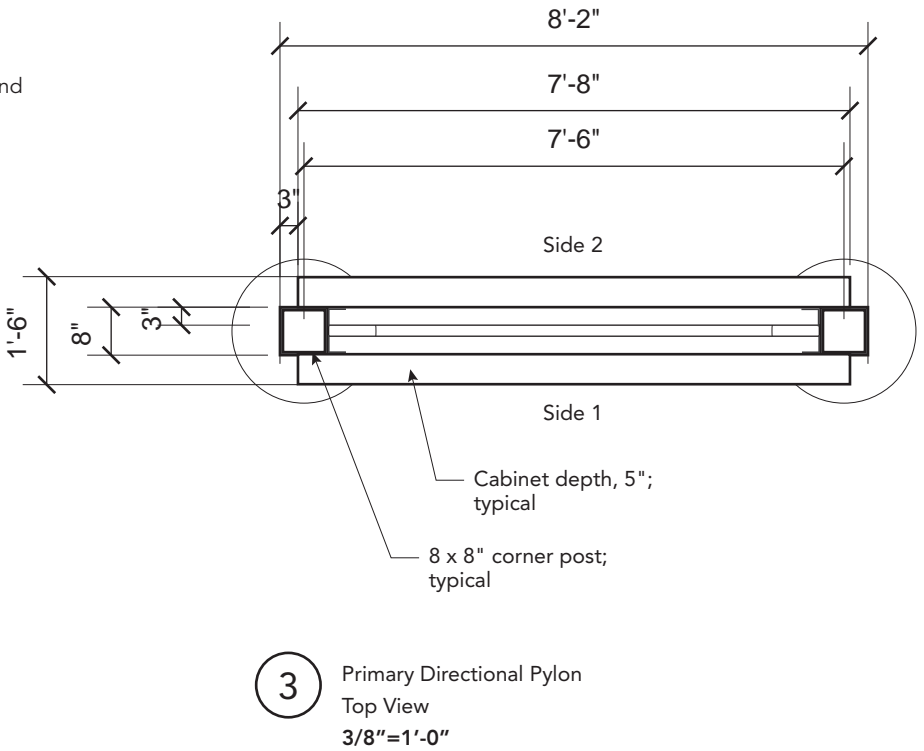

 Wayfinding Signage Design	Mitchell Associates Inc. One Corporate Commons 100 West Commons Blvd, Suite 300 New Castle, DE 19720 +1 302.594.9400 www.mitchellai.com	
	Owner	Mohawk Valley Health System 1656 Champlin Avenue New Hartford, NY 13413 +1 315.624.6000
	Architect	NBBJ 250 S. High Street, Suite 300 Columbus, OH 43215 +1 614.224.7145

Wynn Hospital
500 Broadway
Utica, New York 13502

CON No. 172305-C
MAI Project No. 20030.00

Mark	Description	Date

Sign Type B.02 Primary Directional Pylon

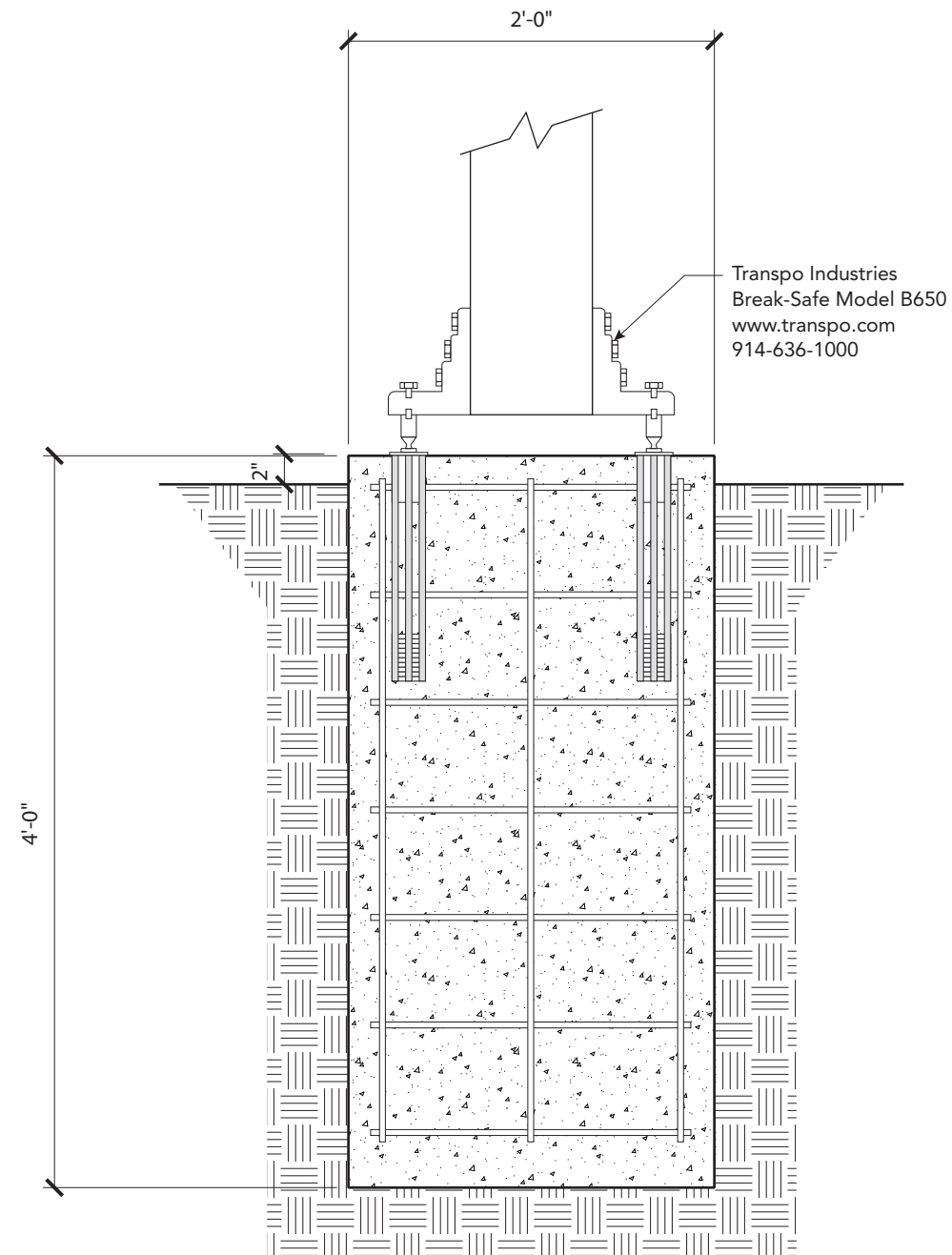


Notes and specifications for all elements as shown on drawing sheets W-B.02a through W-B.02c.

Structural Engineering: REQUIRED. Provide sealed structural engineering calculations and specifications for weight, wind load and mounting per requirements of the project.

Installation: Provide structural concrete post footings to below frost line and break-away post hardware as noted or equivalent.

Note: Sign Contractor is responsible for field verifying all as-built conditions that may impact installation and maintenance and indicate on shop drawings for review and approval. Coordinate with General Contractor for installation of all sign components.



1 Break-Away Post Detail
Section
1"=1'-0"



Mitchell Associates Inc.
One Corporate Commons
100 West Commons Blvd, Suite 300
New Castle, DE 19720
+1 302.594.9400
www.mitchellai.com

Owner **Mohawk Valley Health System**
1656 Champlin Avenue
New Hartford, NY 13413
+1 315.624.6000

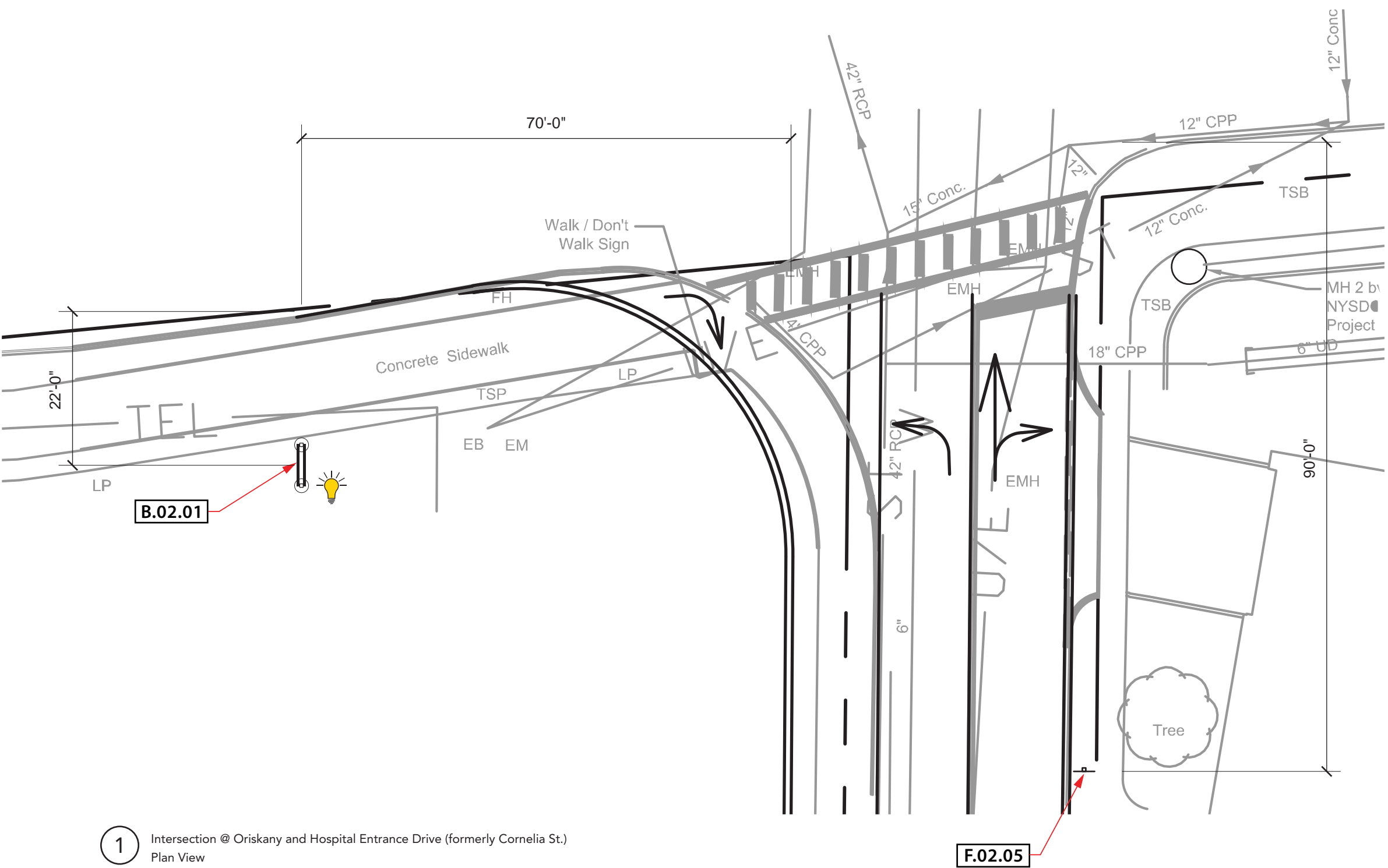
Architect **NBBJ**
250 S. High Street, Suite 300
Columbus, OH 43215
+1 614.224.7145

CON No. 172305-C
MAI Project No. 20030.00

Wynn Hospital
500 Broadway
Utica, New York 13502

Mark	Description	Date

Sign Type B.02
Primary Directional Pylon



1

Intersection @ Oriskany and Hospital Entrance Drive (formerly Cornelia St.)
Plan View
1/16"=1'-0"



Wayfinding
Signage Design

Mitchell Associates Inc.

One Corporate Commons
100 West Commons Blvd, Suite 300
New Castle, DE 19720
+1 302.594.9400
www.mitchellai.com

Owner

Mohawk Valley Health System
1656 Champlin Avenue
New Hartford, NY 13413
+1 315.624.6000

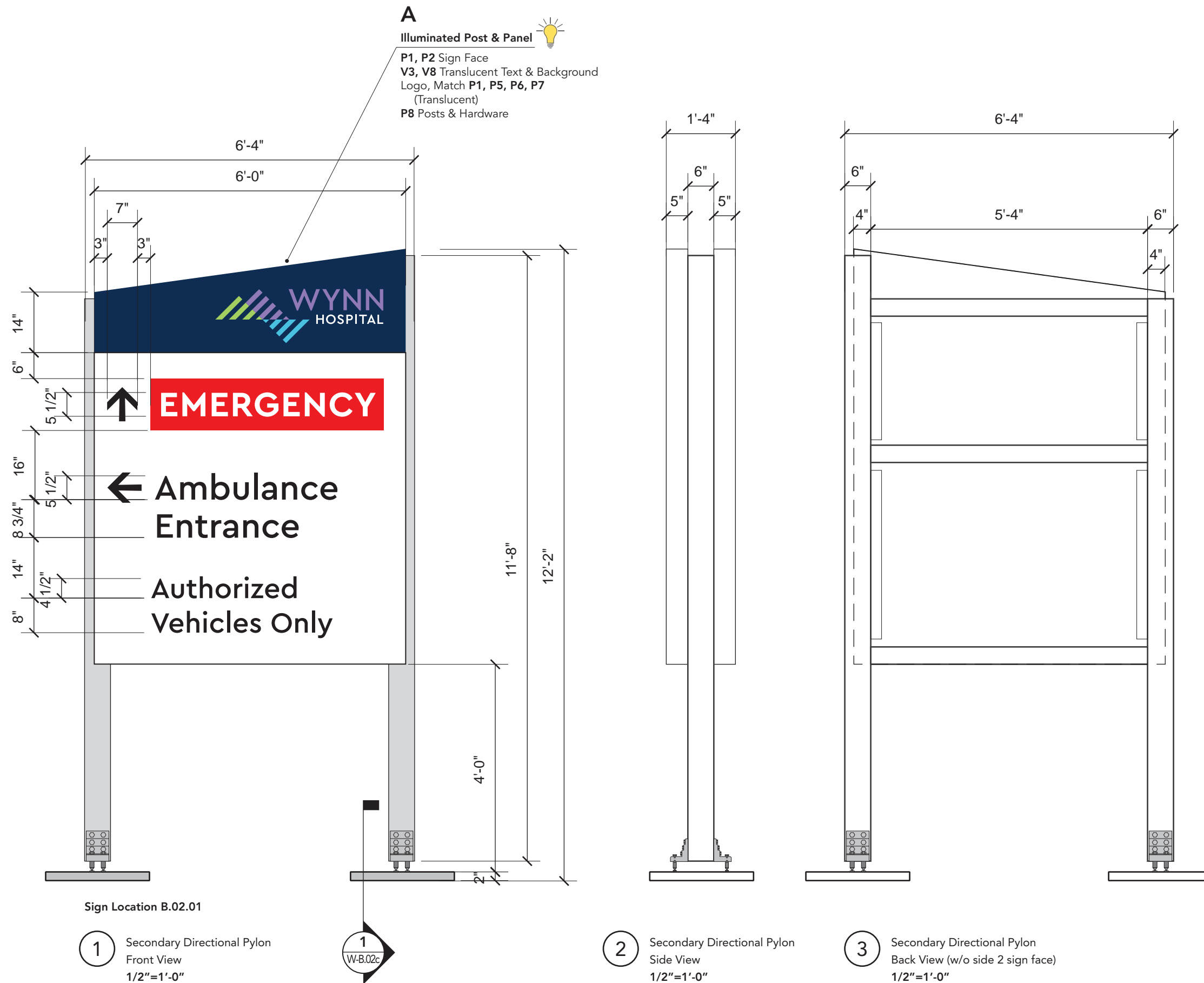
Architect

NBBJ
250 S. High Street, Suite 300
Columbus, OH 43215
+1 614.224.7145

CON No. 172305-C
MAI Project No. 20030.00

Wynn Hospital
500 Broadway
Utica, New York 13502

Mark	Description	Date



Notes and specifications for all elements as shown on drawing sheets W-B.03a through W-B.03c.

A Fabricated Sign Cabinet: Aluminum construction (minimum .125 thickness) with paint finish and router-cut type and symbol graphics. Logo type and mark to be push-through illuminated acrylic with color film to match colors specified. Sign body messages to be illuminated acrylic backup lens with translucent color film or dual-color film for day/night visibility. Paint inside of cabinet White for maximum reflectivity.

Illumination: Internal Sloan, GelCore or equivalent brand LED modules; 4000K or 4200K color temperature. Configure to create a bright and even illumination at each element and across all elements. Provide exterior rated power supplies, weather proof enclosures, conduit, wiring and all hardware required for successful installation.

Electrical: 120V-20A or 277V-15A, Timer-controlled circuit provided at sign location by Owner/General Contractor. Sign Contractor to provide weather-proof service box for low-voltage wiring and transformers. Sign Contractor to provide conduit and wiring from adjacent power supply to sign cabinet. All conduit and wiring must be concealed from view or be minimally visually obtrusive.

Typestyle: Cera Pro Medium or Bold.

Color: Reference sheet W-XE.02a.

continued

Mitchell

Wayfinding
Signage Design

Mitchell Associates Inc.
One Corporate Commons
100 West Commons Blvd, Suite 300
New Castle, DE 19720
+1 302.594.9400
www.mitchellai.com

Owner

Mohawk Valley Health System
1656 Champlin Avenue
New Hartford, NY 13413
+1 315.624.6000

Architect

NBBJ
250 S. High Street, Suite 300
Columbus, OH 43215
+1 614.224.7145

CON No. 172305-C
MAI Project No. 20030.00

Wynn Hospital
500 Broadway
Utica, New York 13502

Mark	Description	Date

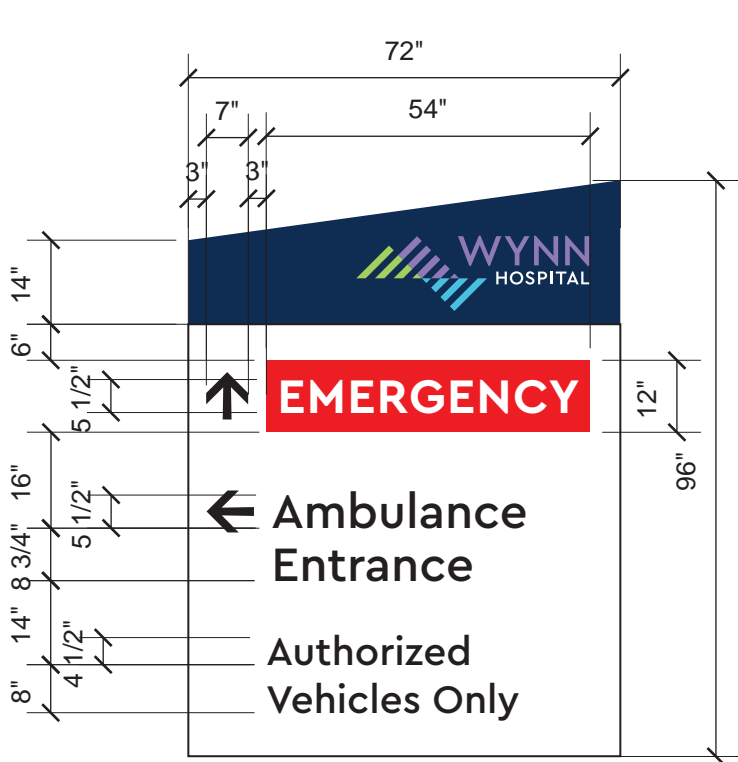
Sign Type B.03
Secondary Directional Pylon

Notes and specifications for all elements as shown on drawing sheets W-B.03a through W-B.03c.


Structural Engineering: REQUIRED. Provide sealed structural engineering calculations and specifications for weight, wind load and mounting per requirements of the project.

Installation: Provide structural concrete post footings to below frost line and break-away post hardware as noted or equivalent.

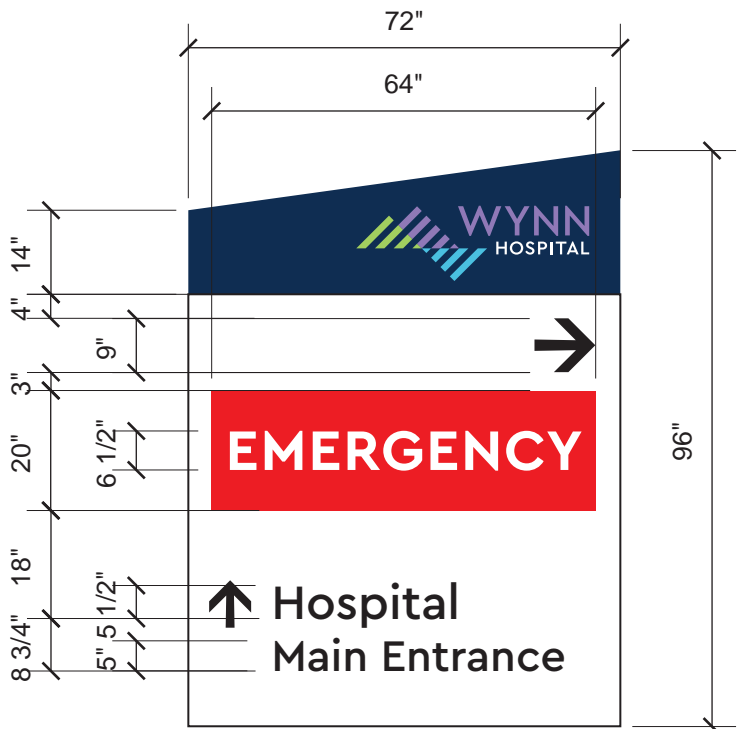
Note: Sign Contractor is responsible for field verifying all as-built conditions that may impact installation and maintenance and indicate on shop drawings for review and approval. Coordinate with General Contractor for installation of all sign components.



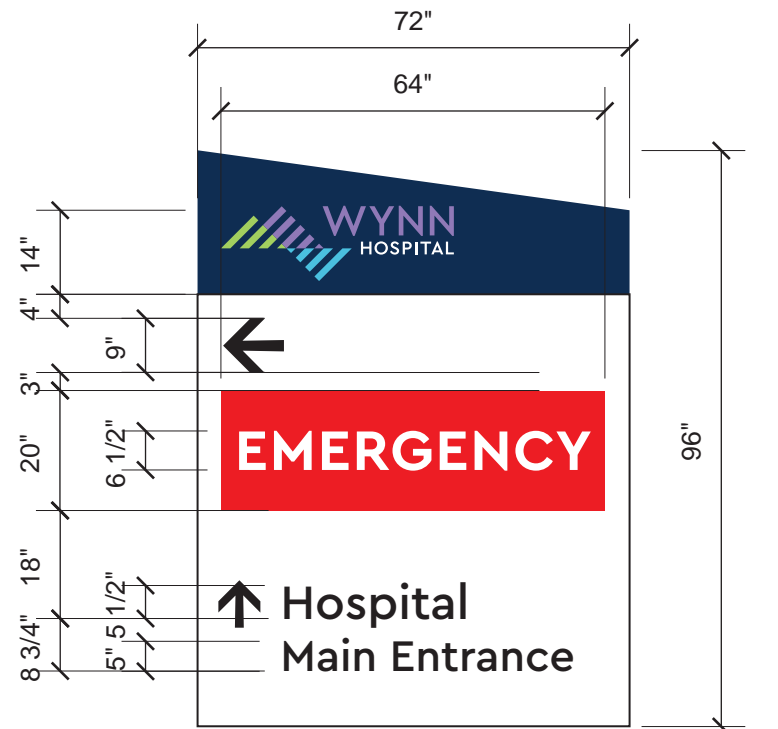
Sign Location B.03.01 (side 1)



Sign Location B.03.01 (side 2)



Sign Location B.03.02 (side 1)



Sign Location B.03.02 (side 2)

1 Secondary Directional Pylon
Sign Face Layouts
3/8"=1'-0"



Wayfinding
Signage Design

Mitchell Associates Inc.
One Corporate Commons
100 West Commons Blvd, Suite 300
New Castle, DE 19720
+1 302.594.9400
www.mitchellai.com

Owner

Mohawk Valley Health System
1656 Champlin Avenue
New Hartford, NY 13413
+1 315.624.6000

Architect

NBBJ
250 S. High Street, Suite 300
Columbus, OH 43215
+1 614.224.7145

CON No. 172305-C

MAI Project No. 20030.00

Wynn Hospital

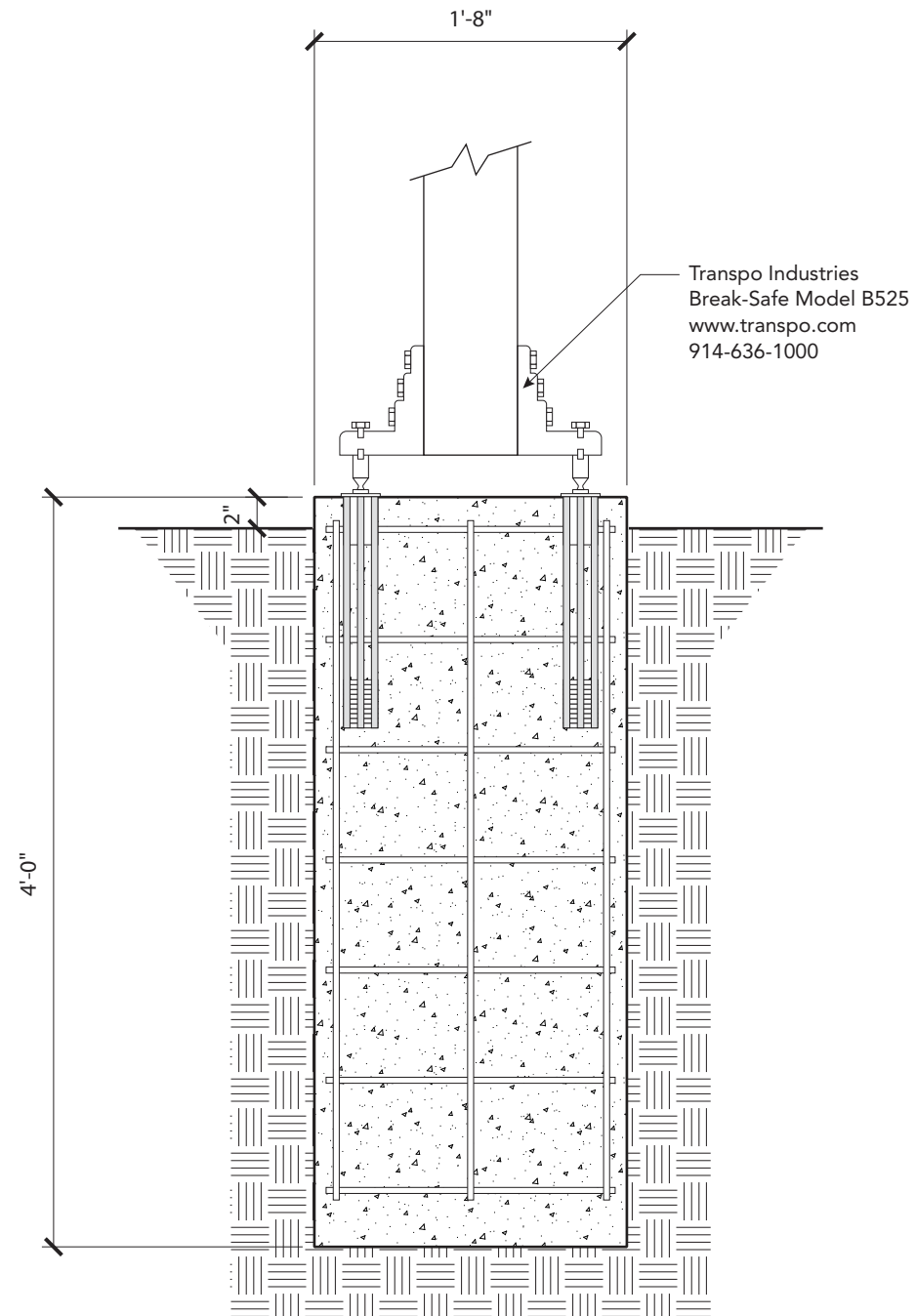
500 Broadway

Utica, New York 13502

Mark	Description	Date

Sign Type B.03

Secondary Directional Pylon



1 Break-Away Post Detail
Section
1"=1'-0"



Mitchell Associates Inc.
One Corporate Commons
100 West Commons Blvd, Suite 300
New Castle, DE 19720
+1 302.594.9400
www.mitchellai.com

Owner **Mohawk Valley Health System**
1656 Champlin Avenue
New Hartford, NY 13413
+1 315.624.6000

Architect **NBBJ**
250 S. High Street, Suite 300
Columbus, OH 43215
+1 614.224.7145

CON No. 172305-C
MAI Project No. 20030.00

Wynn Hospital
500 Broadway
Utica, New York 13502

Mark	Description	Date

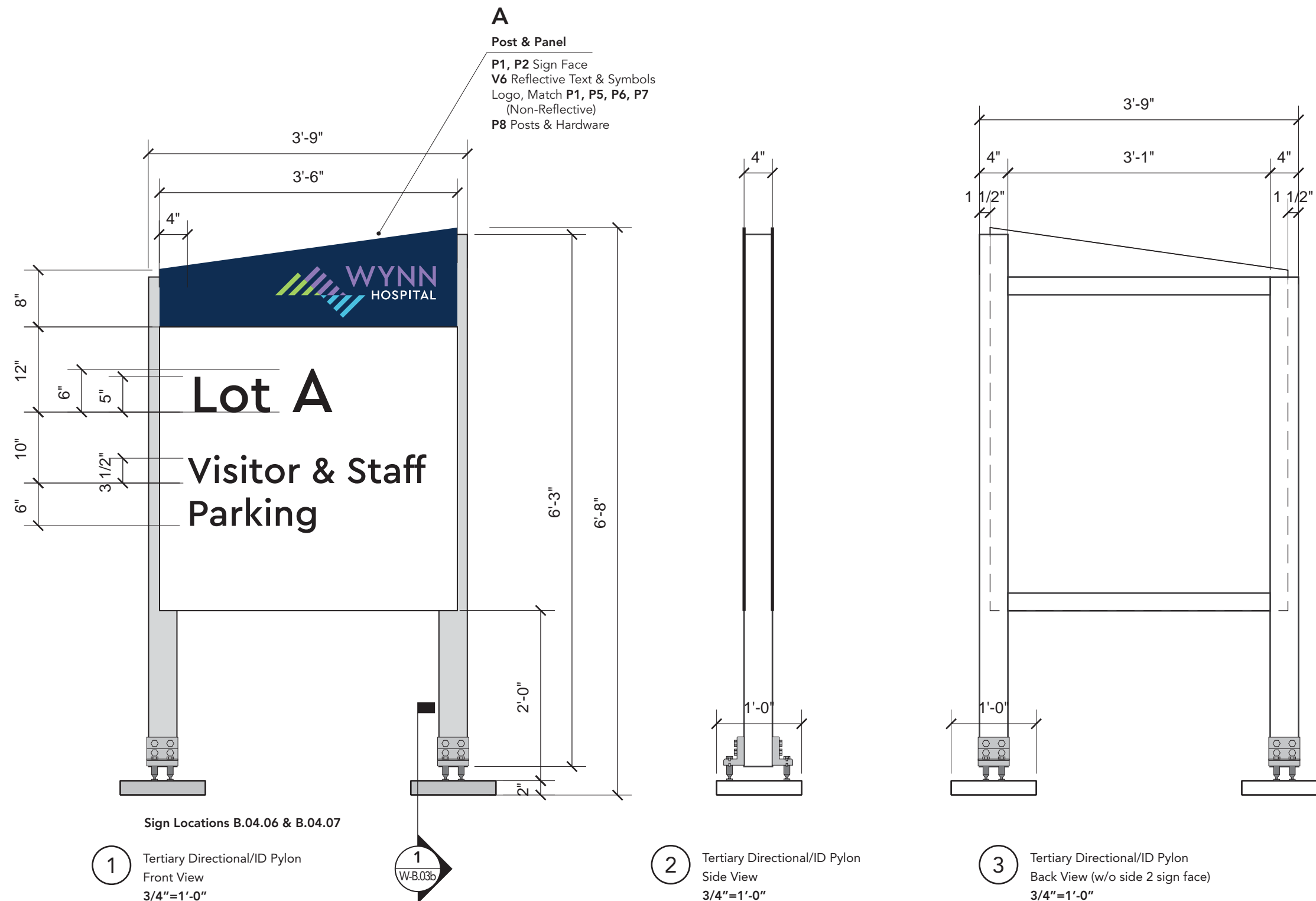
Sign Type B.03
Secondary Directional Pylon

Notes and specifications for all elements as shown on drawing sheets W-B.04a through W-B.04b.

A Post & Panel Sign Assembly: Aluminum tube post and channel framing with 1/8" aluminum panels and applied reflective vinyl text and vinyl logo type/mark. All panel surfaces and posts painted.

Installation: Provide structural concrete post footings to below frost line and break-away post hardware as noted or equivalent.

Note: Sign Contractor is responsible for field verifying all as-built conditions that may impact installation and maintenance and indicate on shop drawings for review and approval. Coordinate with General Contractor for installation of all sign components.



	Mitchell Associates Inc. One Corporate Commons 100 West Commons Blvd, Suite 300 New Castle, DE 19720 +1 302.594.9400 www.mitchellai.com
Wayfinding Signage Design	
Owner	Mohawk Valley Health System 1656 Champlin Avenue New Hartford, NY 13413 +1 315.624.6000
Architect	NBBJ 250 S. High Street, Suite 300 Columbus, OH 43215 +1 614.224.7145


Sign Type B.04
Tertiary Directional/ID Pylon

Notes and specifications for all elements as shown on drawing sheets W-B.04a through W-B.04b.


A Panel Assembly: Note

Installation: Notes

Note: Sign Contractor is responsible for field verifying all as-built conditions that may impact installation and maintenance and indicate on shop drawings for review and approval. Coordinate with General Contractor for installation of all sign components.



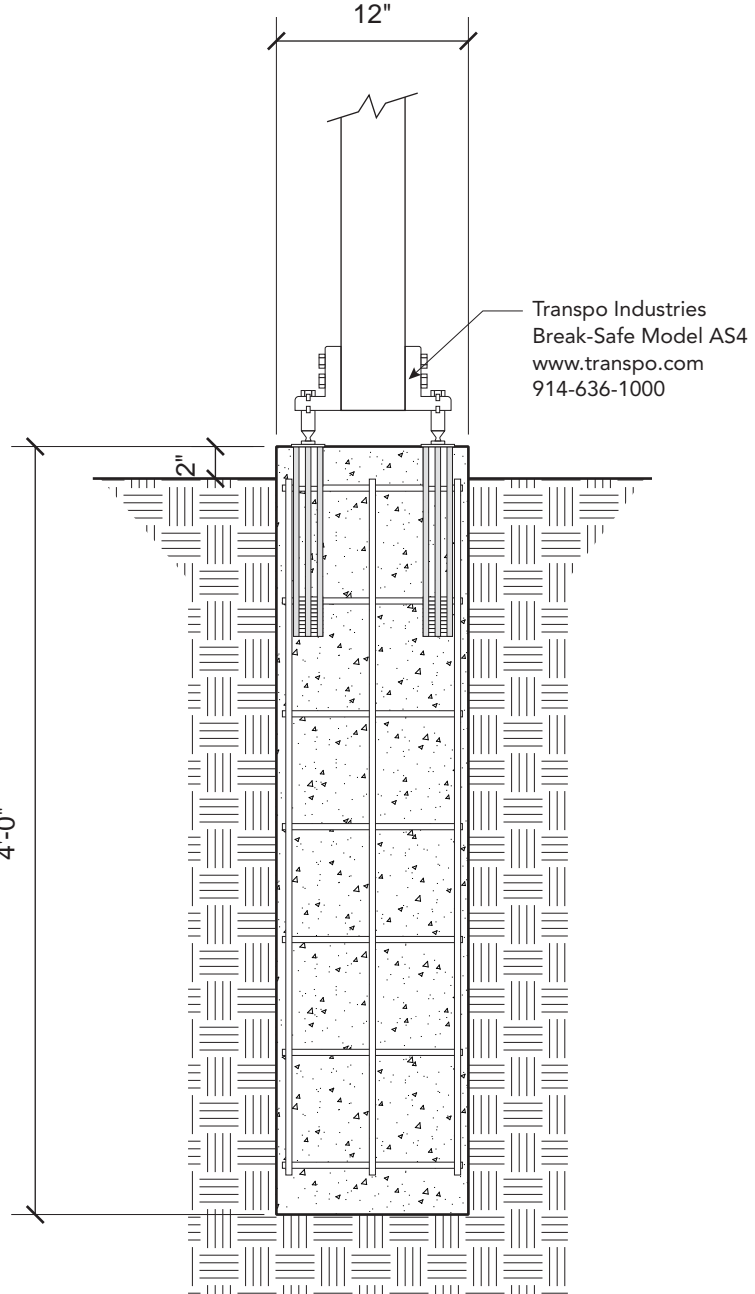
Sign Location B.04.01 (side 1)



Sign Location B.04.01 (side 2)

**Sign Location B.04.06 (side 1)**

Sign Location B.04.06 (side 2)



Transpo Industries
Break-Safe Model AS4
www.transpo.com
914-636-1000

Mitchell
Wayfinding
Signage Design

Mitchell Associates Inc.
One Corporate Commons
100 West Commons Blvd, Suite 300
New Castle, DE 19720
+1 302.594.9400
www.mitchellai.com

Owner **Mohawk Valley Health System**
1656 Champlin Avenue
New Hartford, NY 13413
+1 315.624.6000

Architect **NBBJ**
250 S. High Street, Suite 300
Columbus, OH 43215
+1 614.224.7145

CON No. 172305-C
MAI Project No. 20030.00

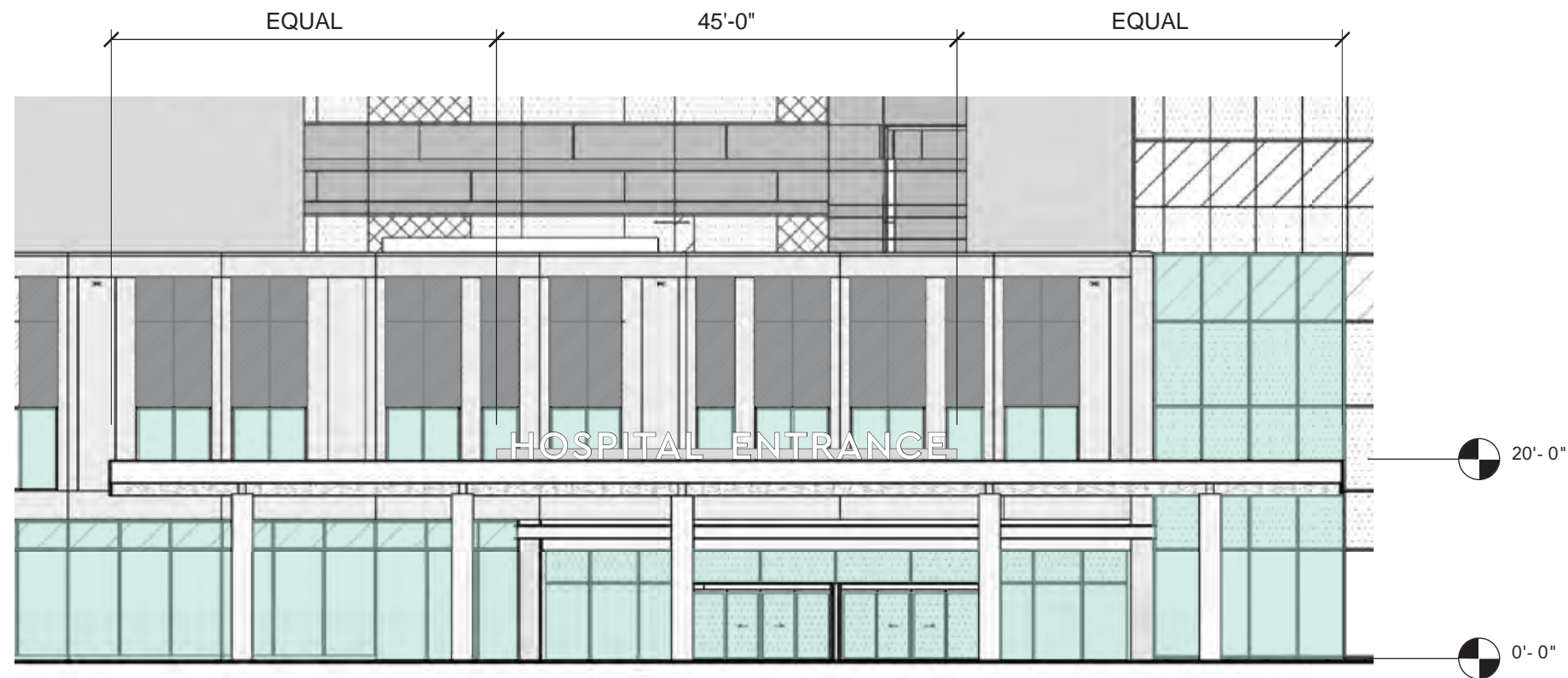
Wynn Hospital
500 Broadway
Utica, New York 13502

Mark	Description	Date

Sign Type B.04
Tertiary Directional/ID Pylon

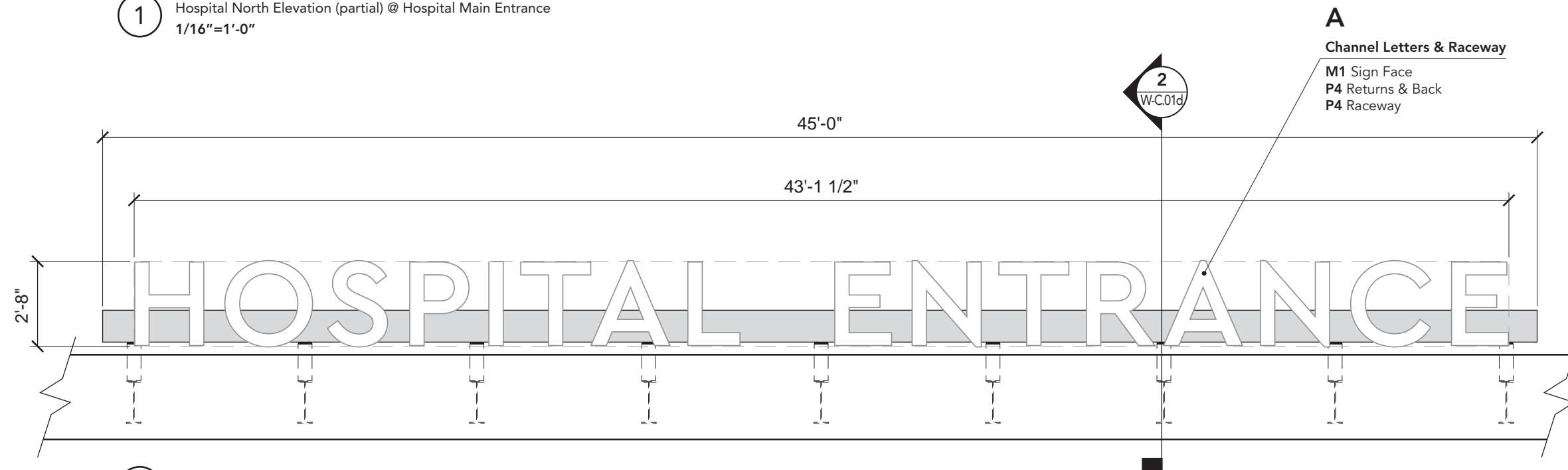
1 Tertiary Directional/ID Pylon
Sign Face Layouts
3/4"=1'-0"

2 Break-Away Post Detail
Section
1"=1'-0"



1

Hospital North Elevation (partial) @ Hospital Main Entrance
1/16"=1'-0"



2

Entrance Canopy Identification @ Hospital Main Entrance
Front View
Sign Area: 122 sq ft (for permit); 80 sq ft (for fabrication); est. weight = 600 lbs
1/4"=1'-0"

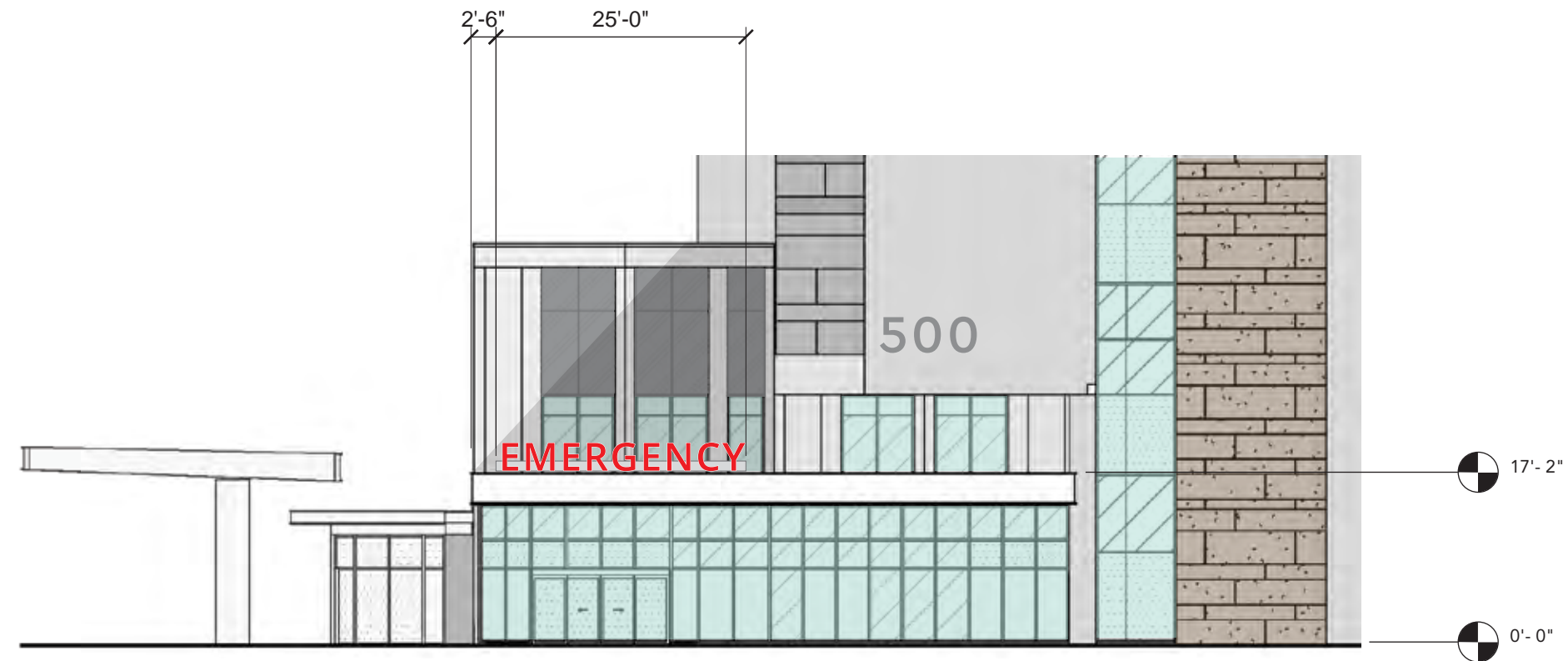
<div> <div>Mitchell</div> <div>Wayfinding Signage Design</div> </div>	<div> <div>Mitchell Associates Inc.</div> <div>One Corporate Commons 100 West Commons Blvd, Suite 300 New Castle, DE 19720 +1 302.594.9400 www.mitchellai.com</div> </div>
	<div> <div>Owner</div> <div>Mohawk Valley Health System 1656 Champlin Avenue New Hartford, NY 13413 +1 315.624.6000</div> </div>
<div> <div>Architect</div> <div>NBBJ 250 S. High Street, Suite 300 Columbus, OH 43215 +1 614.224.7145</div> </div>	

<div> <div>CON No. 172305-C</div> <div>MAI Project No. 20030.00</div> </div>		<div> <div>Wynn Hospital</div> <div>500 Broadway</div> <div>Utica, New York 13502</div> </div>
Mark	Description	Date

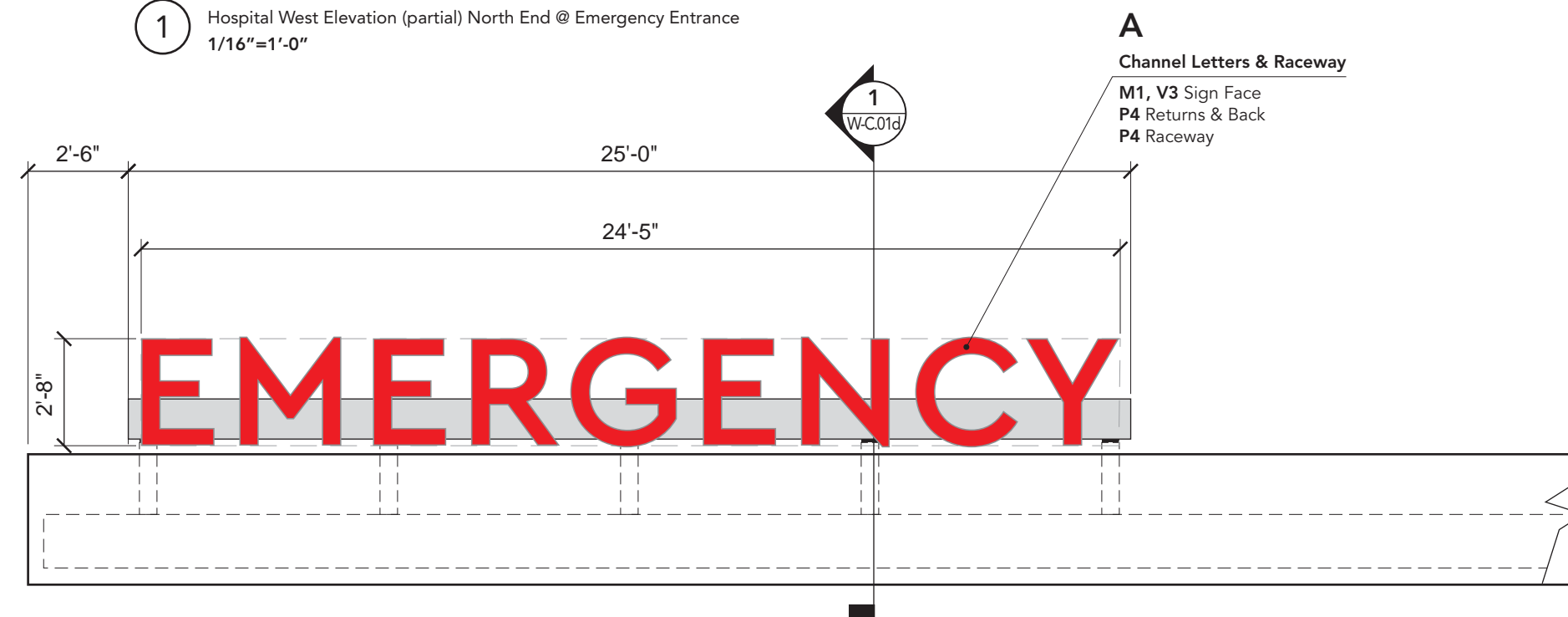
Sign Type C.01

Building Canopy Identification

Notes and specifications for all elements as shown on drawing sheets W-C.01a through W-C.01d.



1 Hospital West Elevation (partial) North End @ Emergency Entrance
1/16"=1'-0"



2 Entrance Canopy Identification @ Emergency Entrance
Front View
Sign Area: 70 sq ft (for permit); 46 sq ft (for fabrication); est. weight = 345 lbs
1/4"=1'-0"

A
Channel Letters & Raceway
M1, V3 Sign Face
P4 Returns & Back
P4 Raceway



Mitchell Associates Inc.
One Corporate Commons
100 West Commons Blvd, Suite 300
New Castle, DE 19720
+1 302.594.9400
www.mitchellai.com

Owner **Mohawk Valley Health System**
1656 Champlin Avenue
New Hartford, NY 13413
+1 315.624.6000

Architect **NBBJ**
250 S. High Street, Suite 300
Columbus, OH 43215
+1 614.224.7145

CON No. 172305-C
MAI Project No. 20030.00

Wynn Hospital
500 Broadway
Utica, New York 13502


Mark	Description	Date

Sign Type C.01 Building Canopy Identification

Notes and specifications for all elements as shown on drawing sheets W-C.01a through W-C.01d.



1 Hospital West Elevation (partial) South End @ Ambulance Entrance
1/16"=1'-0"



2 Entrance Canopy Identification @ Ambulance Entrance
Front View
Sign Area: 72 sq ft (for permit); 49 sq ft (for fabrication); est. weight = 368 lbs
1 1/4"=1'-0"


A

Channel Letters & Raceway

M1 Sign Face

P4 Returns & Back

P4 Raceway

	Mitchell Associates Inc. One Corporate Commons 100 West Commons Blvd, Suite 300 New Castle, DE 19720 +1 302.594.9400 www.mitchellai.com
Wayfinding Signage Design	

CON No. 172305-C
MAI Project No. 20030.00

Wynn Hospital
500 Broadway
Utica, New York 13502

Mark	Description	Date

Sign Type C.01 Building Canopy Identification

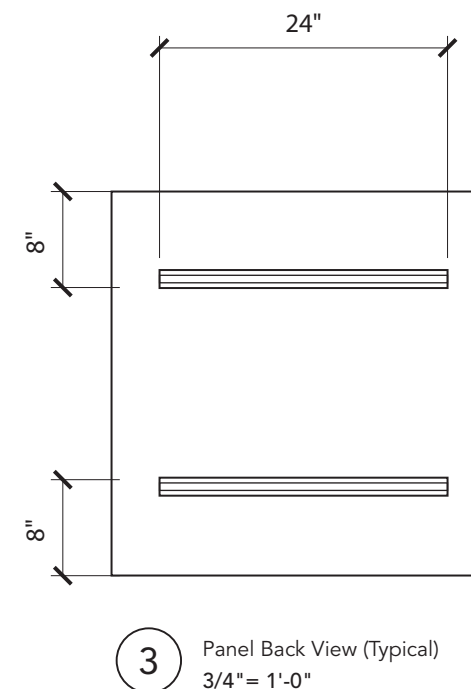
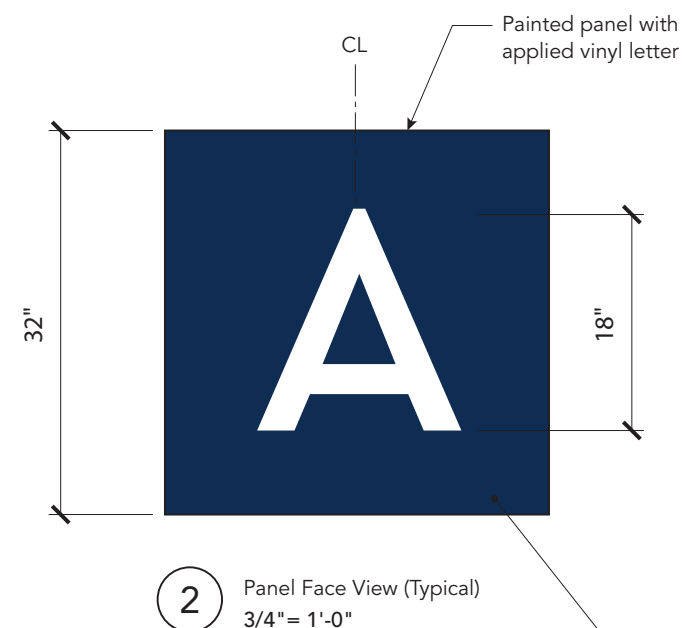
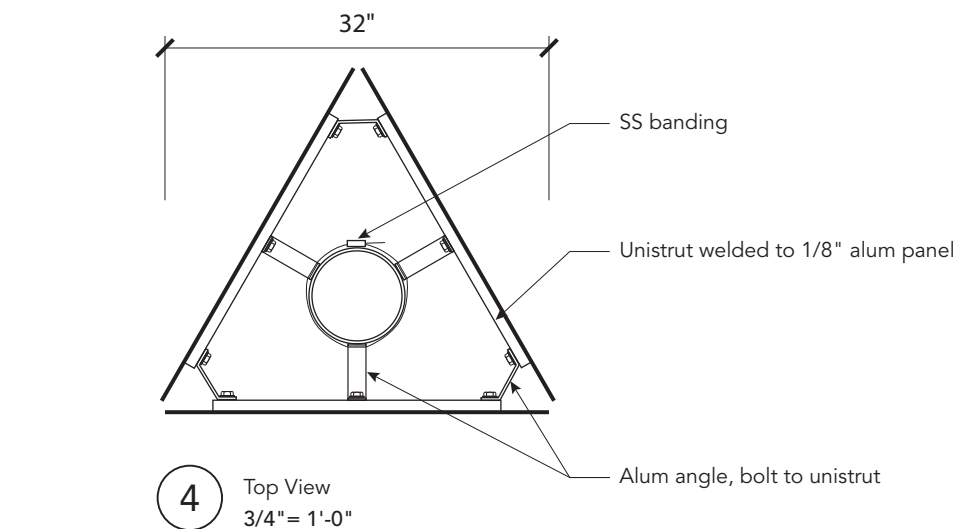
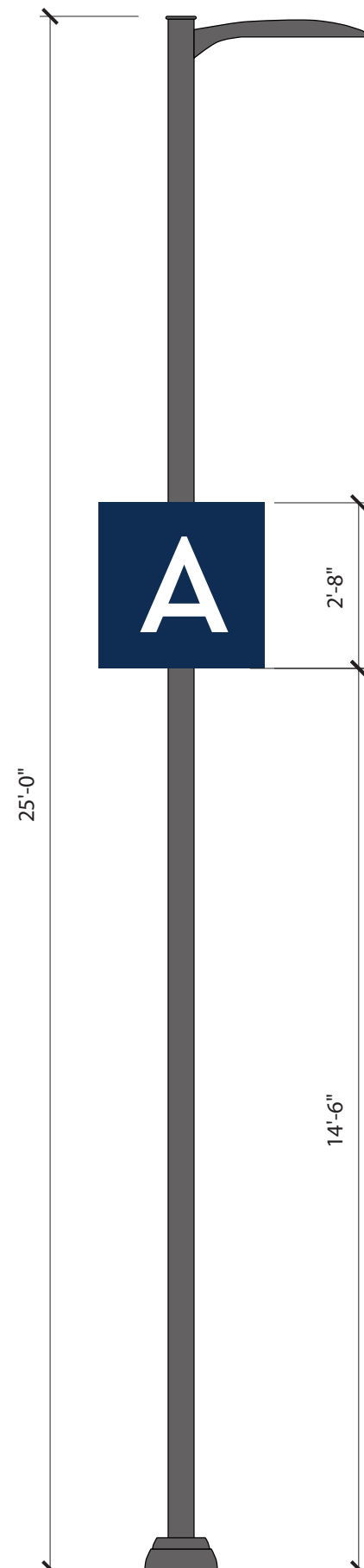
Notes and specifications for all elements as shown on drawing sheets W-D.01a.

A Sign Assembly: Fabricated aluminum panel with applied vinyl text (3-sides). All panel surfaces and hardware painted.

Typestyle: Cera Pro Medium

Installation: Field verify light pole diameter at specified height prior to sign fabrication.

Note: Sign Contractor is responsible for field verifying all as-built conditions that may impact installation and maintenance and indicate on shop drawings for review and approval. Coordinate with General Contractor for installation of all sign components.



A
Sign Panel
P1 Face, Sides & Back
V1 Text

1 Type D.01 - Parking Lot ID
Installation View
3/8"=1'-0"

	Mitchell Associates Inc. One Corporate Commons 100 West Commons Blvd, Suite 300 New Castle, DE 19720 +1 302.594.9400 www.mitchellai.com
Wayfinding Signage Design	

CON No. 172305-C
MAI Project No. 20030.00

Wynn Hospital
500 Broadway
Utica, New York 13502

Mark	Description	Date

Sign Type D.01
Parking Lot Pole Identification



MVHEALTHSYSTEM.ORG

Exterior Signage

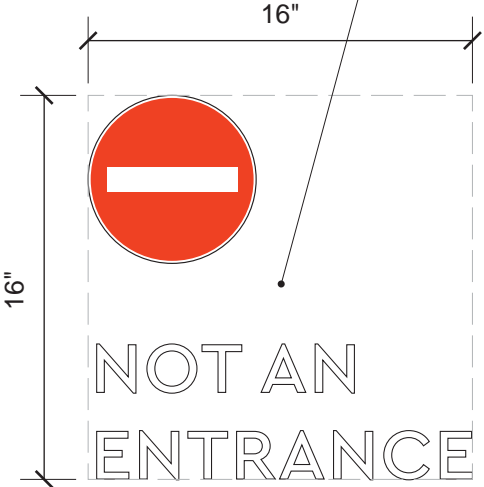
Notes and specifications for all elements as shown on drawing sheets W-E.01a through W-E.01c.

A Text and Graphics: Styles A, B, C, D: Plotter-cut, first surface applied vinyl letters and symbols.

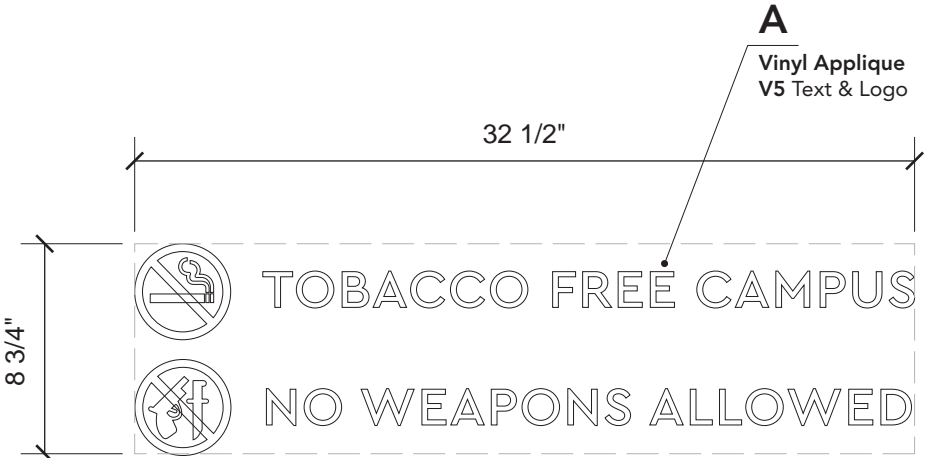
Typestyle: Cera Pro Medium or Regular.

Installation: Apply to first surface clean glass surface without air bubbles or voids.

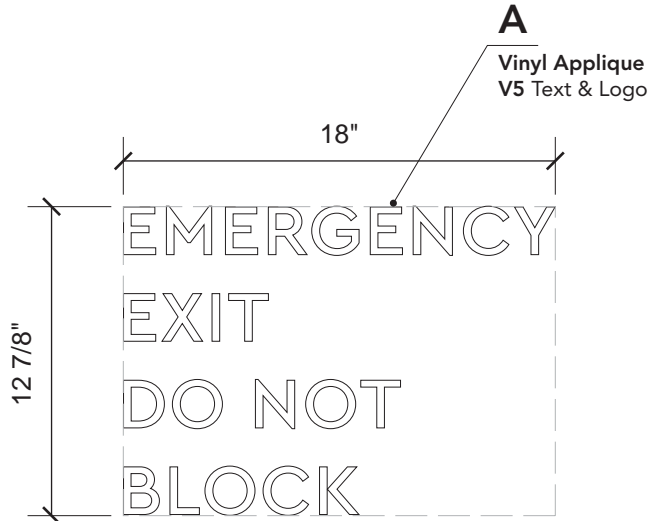
Note: Sign Contractor is responsible for field verifying all as-built conditions that may impact installation and maintenance and indicate on shop drawings for review and approval. Coordinate with General Contractor for installation of all sign components.



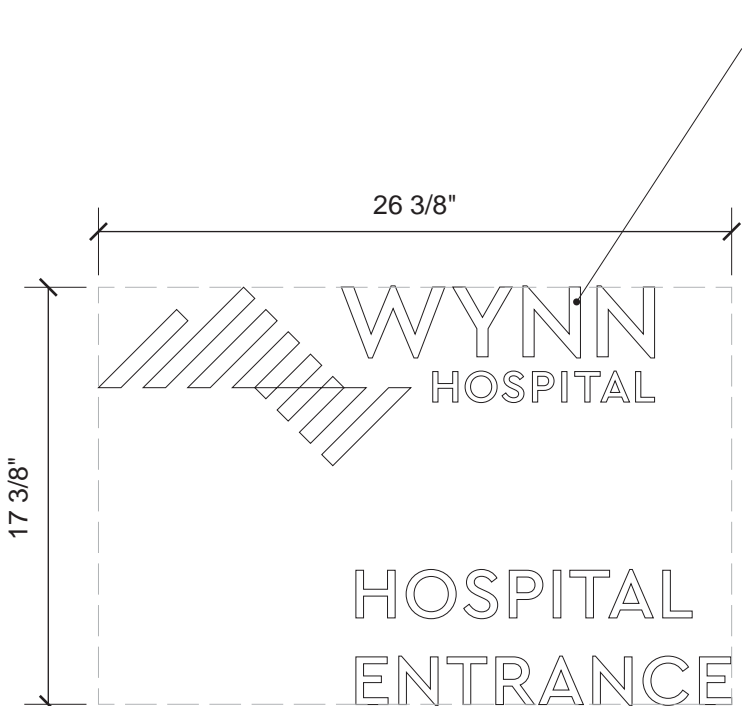
4 Type E.01 - Entrance Door Graphics / Style B
Front View
1'-1/2"=1'-0"



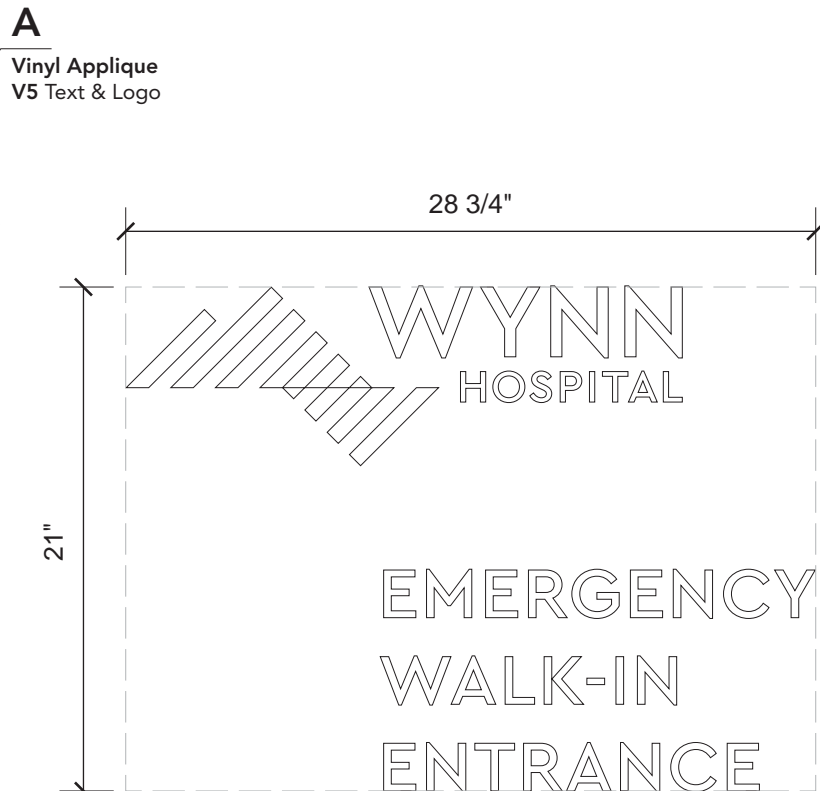
5 Type E.01 - Entrance Door Graphics / Style C
Front View
1'-1/2"=1'-0"




6 Type E.01 - Entrance Door Graphics / Style D
Front View
1-1/2"=1'-0"



1 Type E.01 - Entrance Door Graphics / Style A
Front View
1-1/2"=1'-0"



2 Type E.01 - Entrance Door Graphics / Style A
Front View
1'-1/2"=1'-0"



3 Type E.01 - Entrance Door Graphics / Style A
Front View
1'-1/2"=1'-0"



Mitchell Associates Inc.
One Corporate Commons
100 West Commons Blvd, Suite 300
New Castle, DE 19720
+1 302.594.9400
www.mitchellai.com

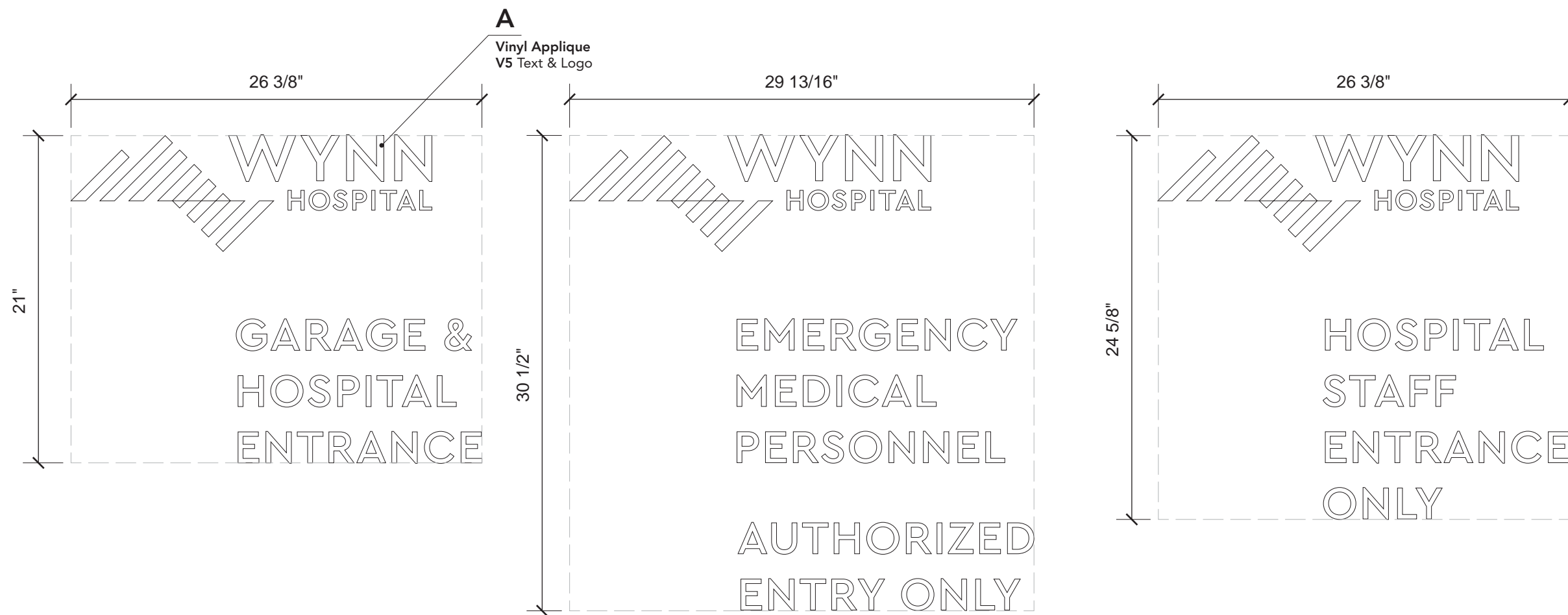
Owner **Mohawk Valley Health System**
1656 Champlin Avenue
New Hartford, NY 13413
+1 315.624.6000

Architect **NBBJ**
250 S. High Street, Suite 300
Columbus, OH 43215
+1 614.224.7145

CON No. 172305-C
MAI Project No. 20030.00

Mark	Description	Date

Sign Type E.01
Entrance Door Graphics



3 Type E.01 - Entrance Door Graphics / Style A
Front View
1'-1/2"=1'-0"


4 Type E.01 - Entrance Door Graphics / Style A
Front View
1'-1/2"=1'-0"

5 Type E.01 - Entrance Door Graphics / Style A
Front View
1'-1/2"=1'-0"



Sign Location E.01.02

Sign Location E.01.01



Sign Location E.01.06

① North Elevation @ Hospital Entrance
3/16" = 1'-0"

② South Elevation @ East Entrance
3/16" = 1'-0"



Wayfinding

Signage Design

Mitchell Associates Inc.

One Corporate Commons
100 West Commons Blvd, Suite 300
New Castle, DE 19720
+1 302.594.9400
www.mitchellai.com

Owner

Mohawk Valley Health System
1656 Champlin Avenue
New Hartford, NY 13413
+1 315.624.6000

Architect

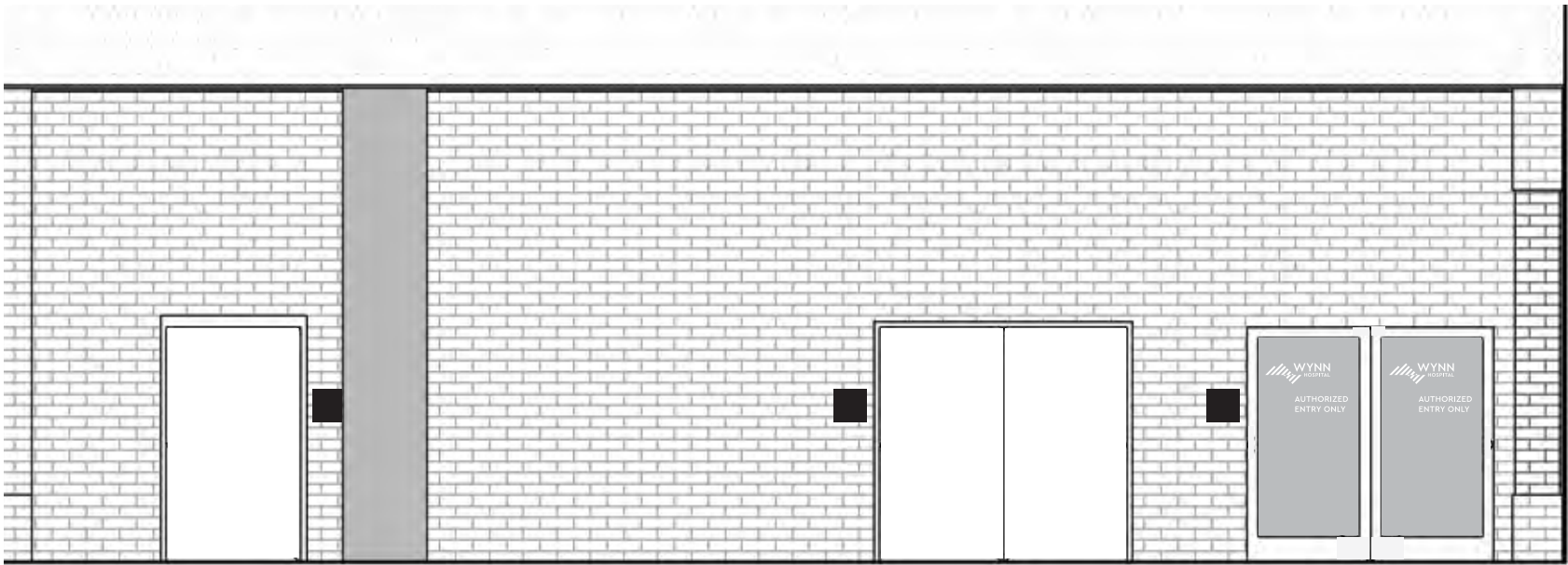
NBBJ
250 S. High Street, Suite 300
Columbus, OH 43215
+1 614.224.7145

CON No. 172305-C
MAI Project No. 20030.00

Wynn Hospital
500 Broadway
Utica, New York 13502


Mark	Description	Date

Sign Type E.01
Entrance Door Identification



3

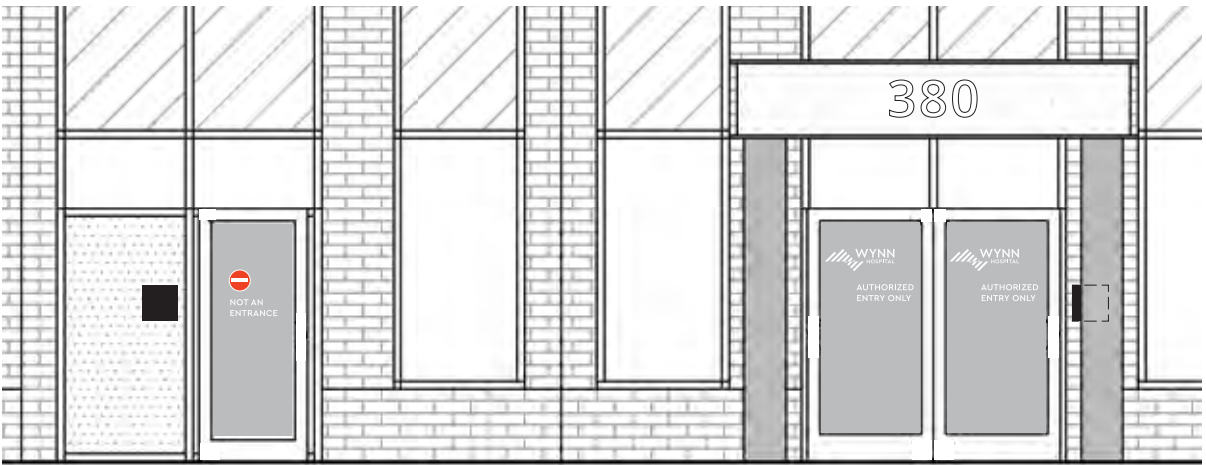
West Elevation @ Ambulance Entrance
3/16"= 1'-0"



Sign Location E.01.03

1

West Elevation @ Emergency Walk-In Entrance
3/16"= 1'-0"



Sign Location E.01.05

2

South Elevation @ Staff Entrance
3/16"= 1'-0"



Wayfinding
Signage Design

Mitchell Associates Inc.
One Corporate Commons
100 West Commons Blvd, Suite 300
New Castle, DE 19720
+1 302.594.9400
www.mitchellai.com

Owner

Mohawk Valley Health System
1656 Champlin Avenue
New Hartford, NY 13413
+1 315.624.6000

Architect

NBBJ
250 S. High Street, Suite 300
Columbus, OH 43215
+1 614.224.7145

CON No. 172305-C

MAI Project No. 20030.00

Wynn Hospital

500 Broadway

Utica, New York 13502

Mark	Description	Date

Sign Type E.01

Entrance Door Identification

Notes and specifications for all elements as shown on drawing sheets W-E.02a through W-E.02b.

A Panel Assembly: 1/8" exterior grade photopolymer face panel with tactile text, first surface semi-gloss enamel paint and enamel tipping; Grade 2 Braille rasters.

1/8" aluminum back panel with countersink holes for flush FH screws. Attach face panel to back panel with VHB tape.

Typestyle: Cera Pro Medium

Installation: Mechanical attachment to exterior masonry or metal panel wall with wall anchors, screws and silicone adhesive.

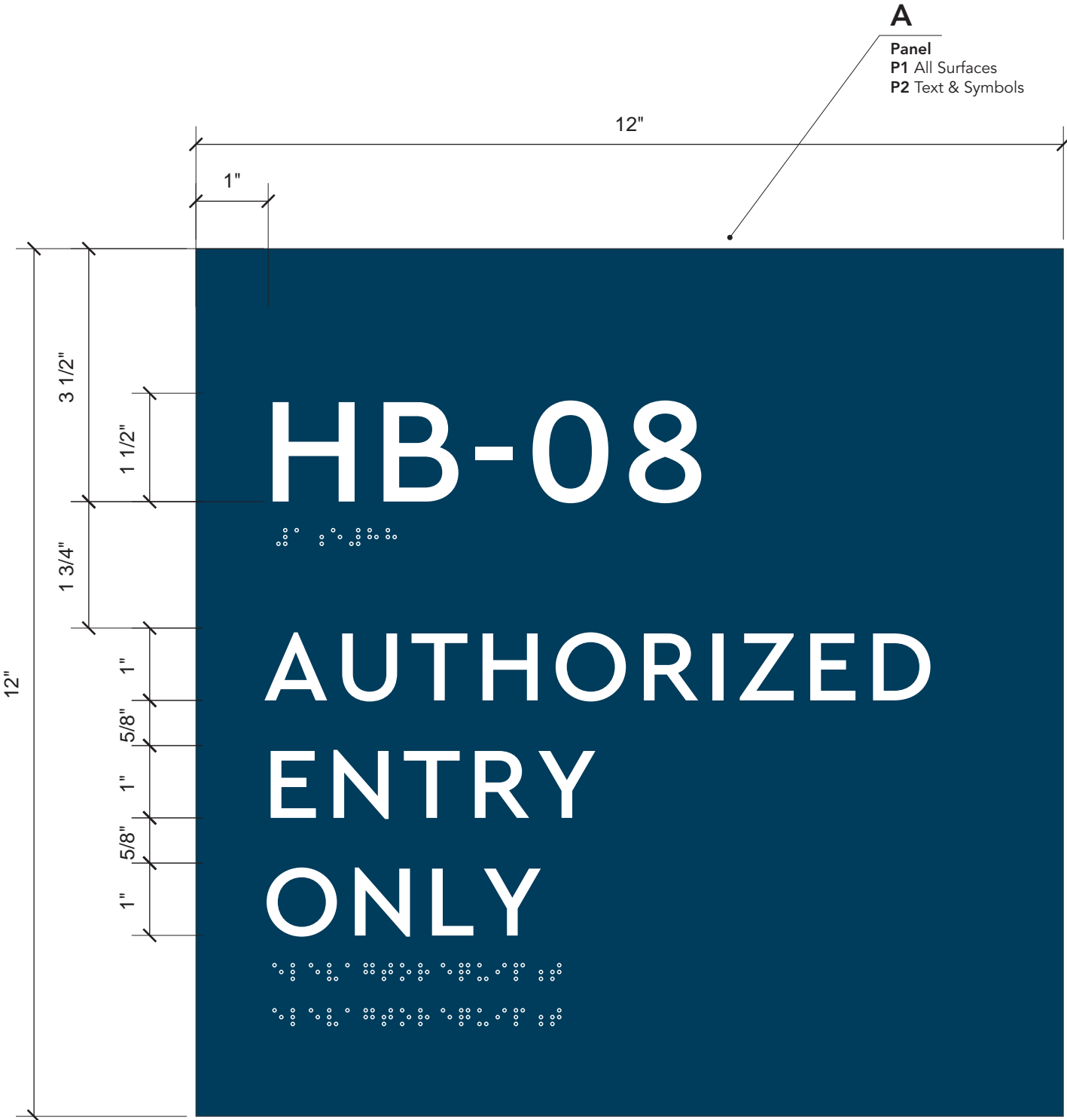
Note: Sign Contractor is responsible for field verifying all as-built conditions that may impact installation and maintenance and indicate on shop drawings for review and approval. Coordinate with General Contractor for installation of all sign components.

 <div>Wayfinding Signage Design</div>	Mitchell Associates Inc. One Corporate Commons 100 West Commons Blvd, Suite 300 New Castle, DE 19720 +1 302.594.9400 www.mitchellai.com
Owner	Mohawk Valley Health System 1656 Champlin Avenue New Hartford, NY 13413 +1 315.624.6000
Architect	NBBJ 250 S. High Street, Suite 300 Columbus, OH 43215 +1 614.224.7145

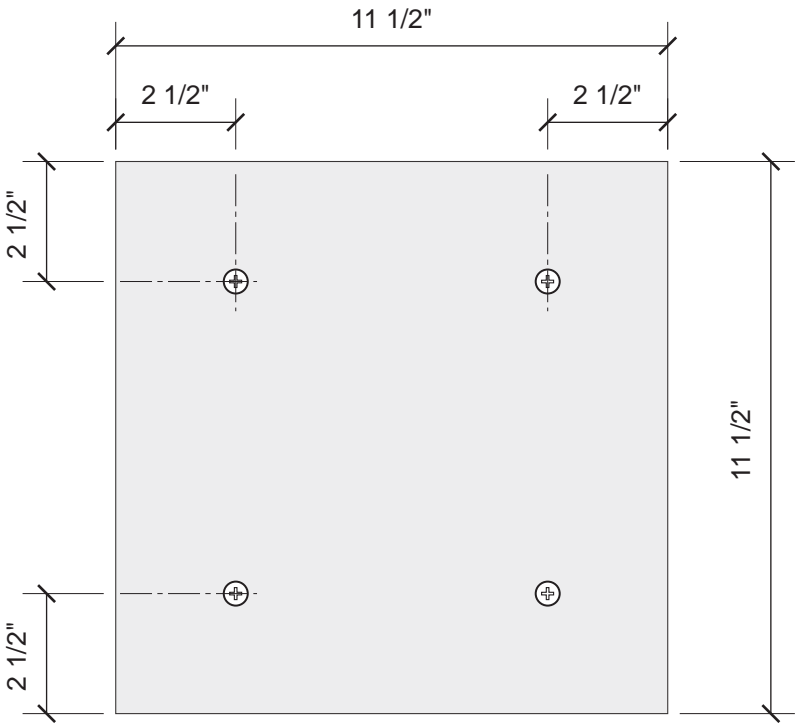
CON No. 172305-C MAI Project No. 20030.00		Wynn Hospital 500 Broadway Utica, New York 13502
Mark	Description	Date

Sign Type E.02

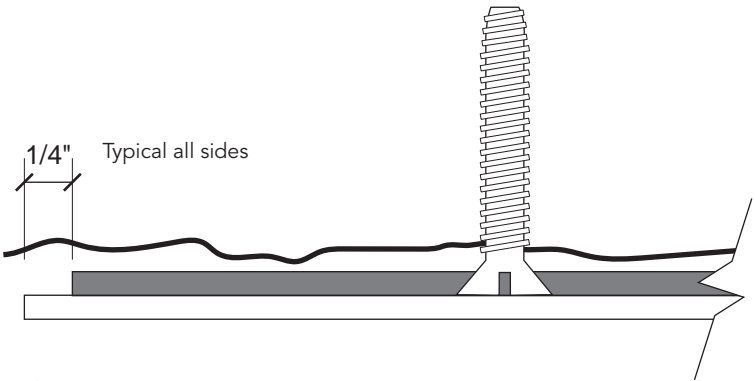
Exterior Door Identification



1 Type E.03 - Exterior Door ID
Front View
1/2 Full Size



3 Type E.03 - Exterior Door ID
Back Plate - Front View
3" = 1'-0"



2 Type E.03 - Exterior Door ID
Section Detail
Full Size



1

Type E.03 - Exterior Door ID
Sign Face Layouts
3"= 1'-0"



Wayfinding
Signage Design

Mitchell Associates Inc.
One Corporate Commons
100 West Commons Blvd, Suite 300
New Castle, DE 19720
+1 302.594.9400
www.mitchellai.com

Owner **Mohawk Valley Health System**
1656 Champlin Avenue
New Hartford, NY 13413
+1 315.624.6000

Architect **NBBJ**
250 S. High Street, Suite 300
Columbus, OH 43215
+1 614.224.7145

CON No. 172305-C
MAI Project No. 20030.00

Wynn Hospital
500 Broadway
Utica, New York 13502

Mark	Description	Date

Sign Type E.02

Exterior Door Identification

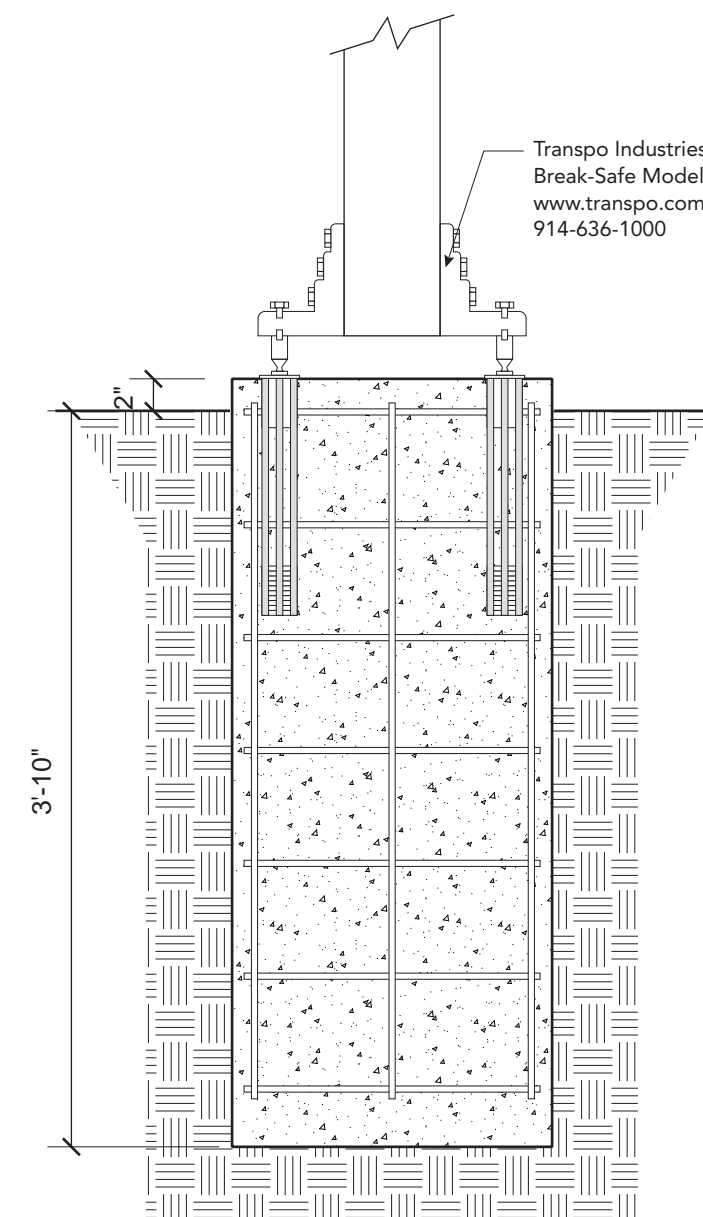

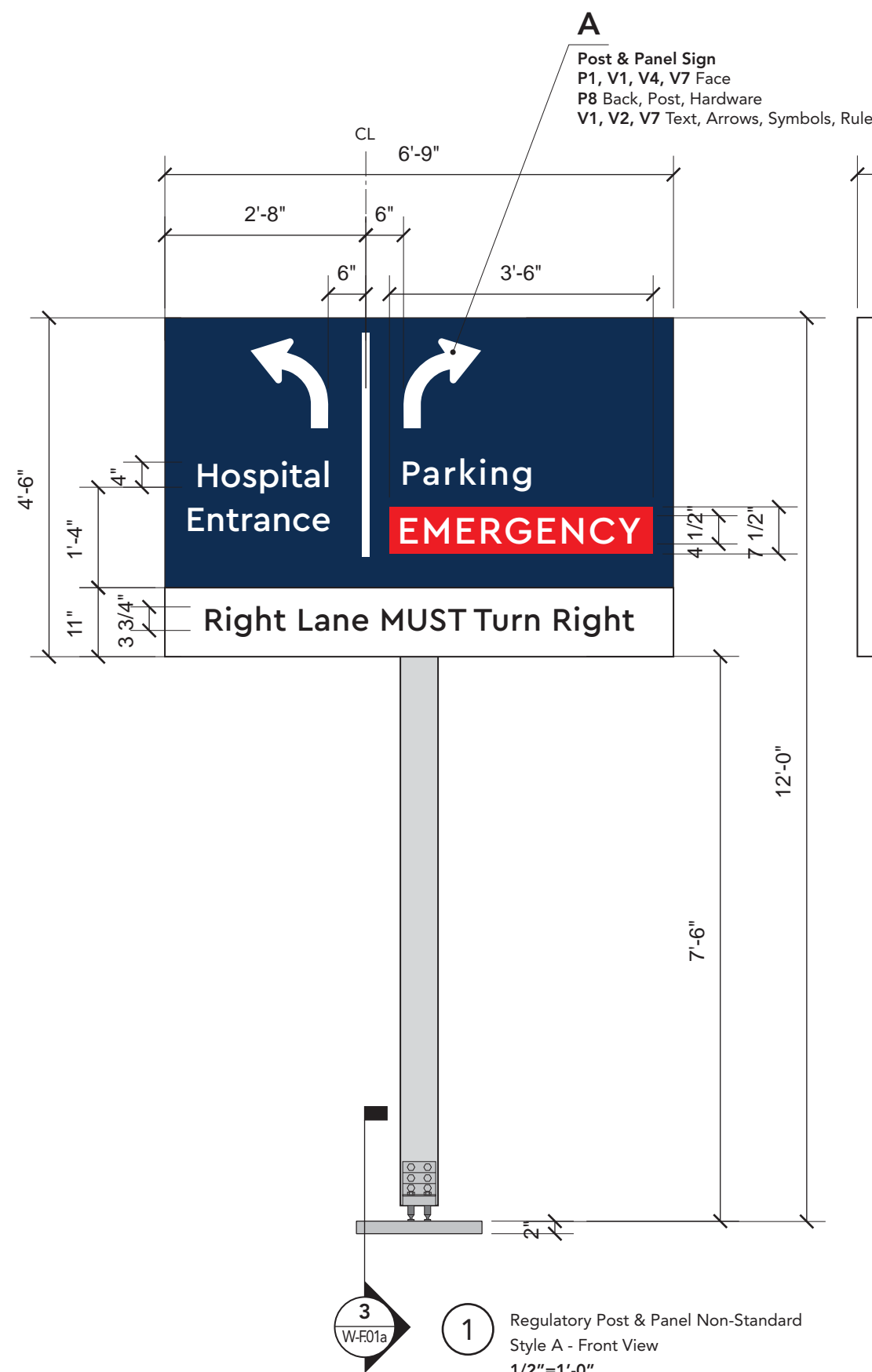
Notes and specifications for all elements as shown on drawing sheets W-F.01a through W-F.01c.

A Post & Panel Sign Assembly: Aluminum tube post and channel framing with 1/8" aluminum panels and applied reflective vinyl text and vinyl logo type/mark. All panel surfaces and posts painted.

Installation: Provide structural concrete post footings to below frost line and break-away post hardware as noted or equivalent.

Note: Sign Contractor is responsible for field verifying all as-built conditions that may impact installation and maintenance and indicate on shop drawings for review and approval. Coordinate with General Contractor for installation of all sign components.

— Transpo Industries
Break-Safe Model B525
www.transpo.com
914-636-1000



Mitchell Associates Inc.
One Corporate Commons
100 West Commons Blvd, Suite 300
New Castle, DE 19720
+1 302.594.9400
www.mitchellai.com

Owner **Mohawk Valley Health System**
1656 Champlin Avenue
New Hartford, NY 13413
+1 315.624.6000

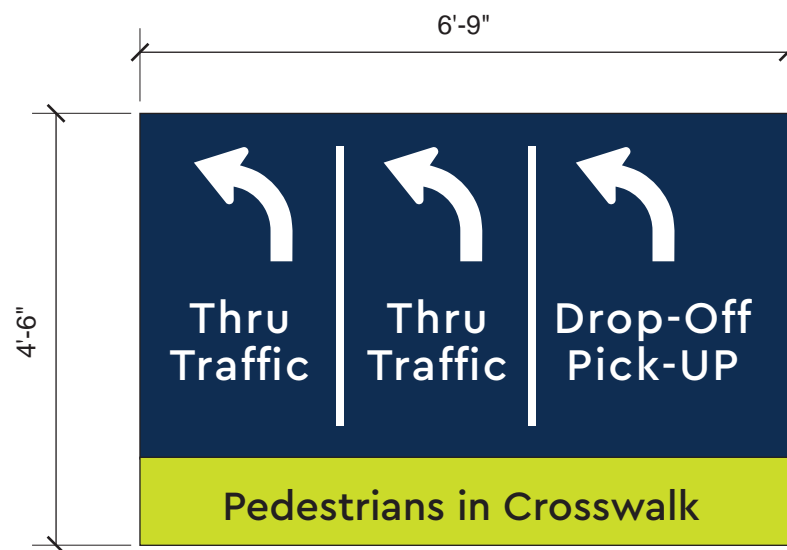
Architect **NBBJ**
250 S. High Street, Suite 300
Columbus, OH 43215
+1 614.224.7145

CON No. 172305-C
MAI Project No. 20030.00

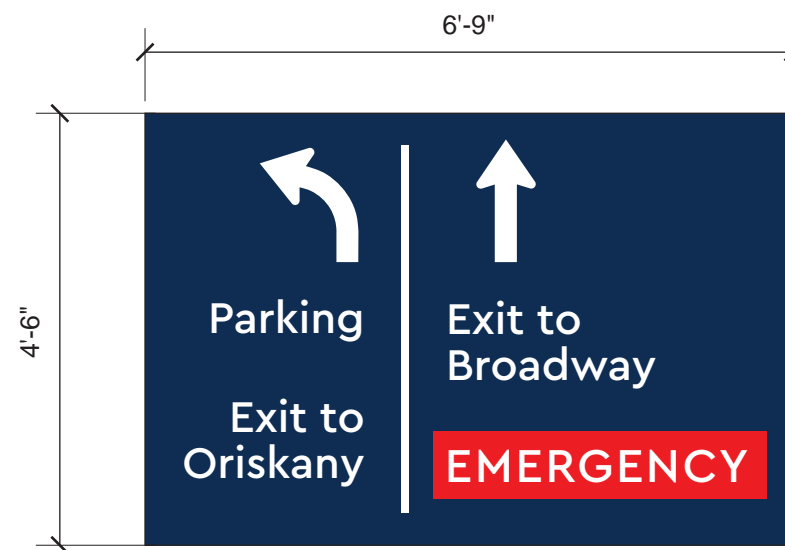
Wynn Hospital
500 Broadway
Utica, New York 13502

Mark	Description	Date

Sign Type F.01
Regulatory P&P Non-Standard



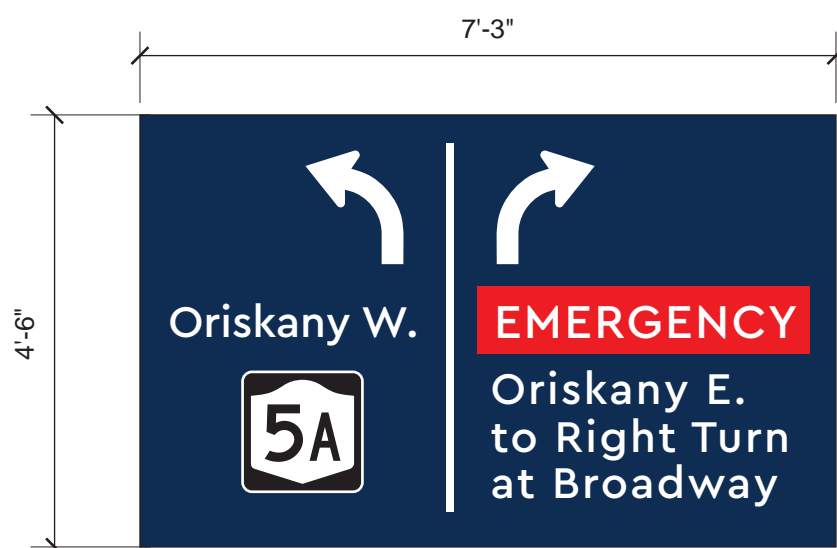
Sign Location F.02.01



Sign Location F.02.04



Sign Location F.02.02



Sign Location F.02.05

1 Alternate Layouts
Style A
1/2"=1'-0"

Notes and specifications for all elements as shown on drawing sheets W-F.02a through W-F.02b.

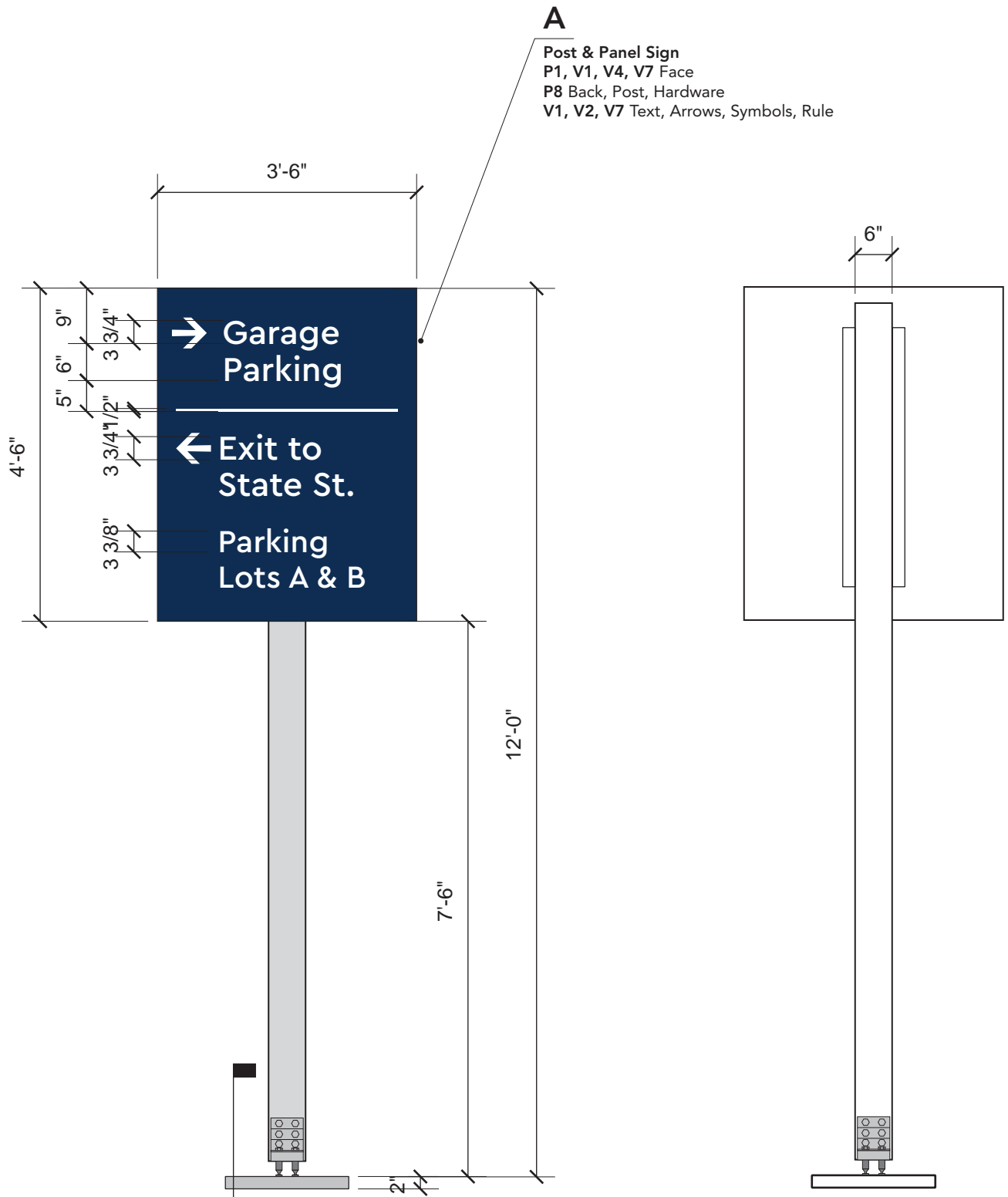
 Wayfinding Signage Design	Mitchell Associates Inc. One Corporate Commons 100 West Commons Blvd, Suite 300 New Castle, DE 19720 +1 302.594.9400 www.mitchellai.com
---	---

Owner	Mohawk Valley Health System 1656 Champlin Avenue New Hartford, NY 13413 +1 315.624.6000
Architect	NBBJ 250 S. High Street, Suite 300 Columbus, OH 43215 +1 614.224.7145

CON No. 172305-C	Wynn Hospital
MAI Project No. 20030.00	500 Broadway
	Utica, New York 13502

Mark	Description	Date

Sign Type F.02
Regulatory P&P Non-Standard

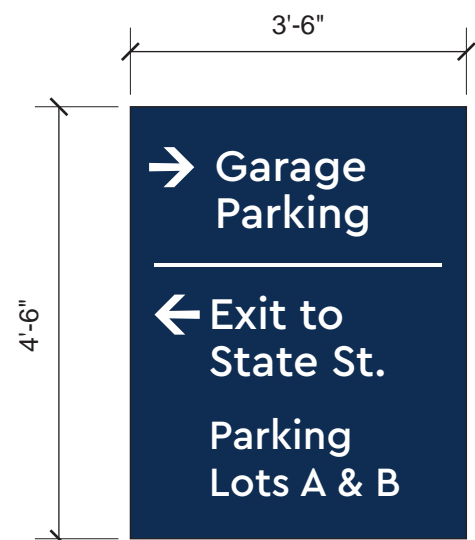


A
Post & Panel Sign
P1, V1, V4, V7 Face
P8 Back, Post, Hardware
V1, V2, V7 Text, Arrows, Symbols, Rule

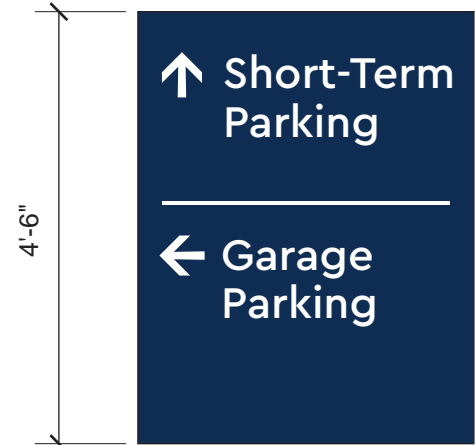


1 Regulatory Post & Panel Non-Standard
 Style B - Front View
 1/2"=1'-0"

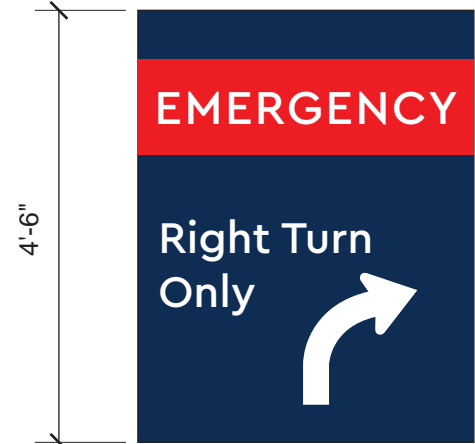
2 Regulatory Post & Panel Non-Standard
 Style B - Back View
 1/2"=1'-0"



Sign Location F.02.07



Sign Location F.02.08



Sign Location F.02.11



Sign Location F.02.10



Sign Location F.02.09



Sign Location F.02.06

Notes and specifications for all elements as shown on drawing sheets W-F.02a through W-F.02b.

	Mitchell Associates Inc. One Corporate Commons 100 West Commons Blvd, Suite 300 New Castle, DE 19720 +1 302.594.9400 www.mitchellai.com	
	Wayfinding Signage Design	
Owner	Mohawk Valley Health System 1656 Champlin Avenue New Hartford, NY 13413 +1 315.624.6000	
Architect	NBBJ 250 S. High Street, Suite 300 Columbus, OH 43215 +1 614.224.7145	

CON No. 172305-C		Wynn Hospital	
MAI Project No. 20030.00		500 Broadway	
		Utica, New York 13502	
Mark	Description	Date	

Sign Type F.02
Regulatory P&P Non-Standard

Notes and specifications for all elements as shown on drawing sheets W-F.02a.

A Post & Panel Sign Assembly: Aluminum tube post and channel framing with 1/8" aluminum panels and applied reflective vinyl text and vinyl logo type/mark. All panel surfaces and posts painted.

Installation: Provide structural concrete post footings to below frost line and break-away post hardware as noted or equivalent.

Note: Sign Contractor is responsible for field verifying all as-built conditions that may impact installation and maintenance and indicate on shop drawings for review and approval. Coordinate with General Contractor for installation of all sign components.



Wayfinding
Signage Design

Mitchell Associates Inc.
One Corporate Commons
100 West Commons Blvd, Suite 300
New Castle, DE 19720
+1 302.594.9400
www.mitchellai.com

Owner

Mohawk Valley Health System
1656 Champlin Avenue
New Hartford, NY 13413
+1 315.624.6000

Architect

NBBJ
250 S. High Street, Suite 300
Columbus, OH 43215
+1 614.224.7145

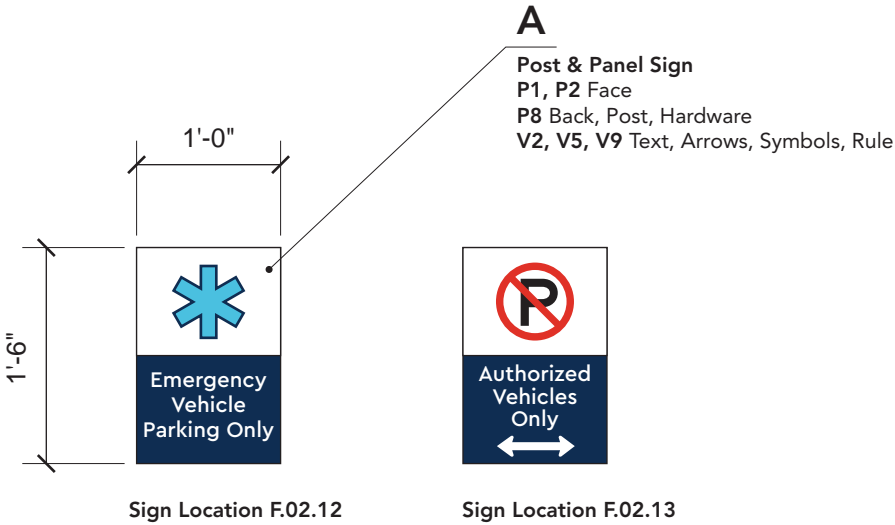
CON No. 172305-C
MAI Project No. 20030.00

Wynn Hospital
500 Broadway
Utica, New York 13502

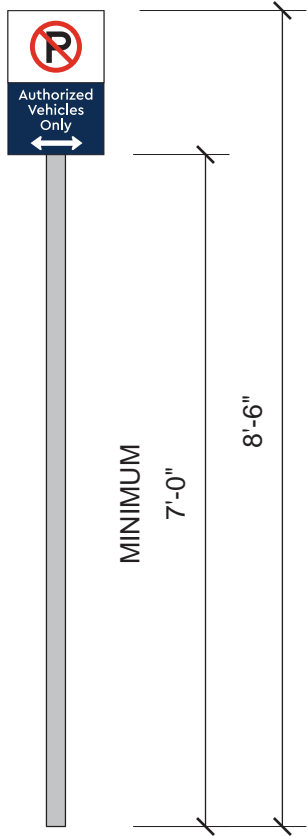
Mark	Description	Date

Sign Type F.02

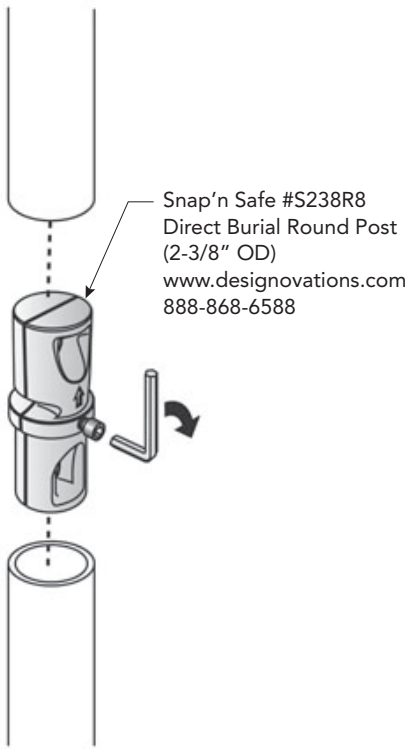
Regulatory Parking Non-Standard



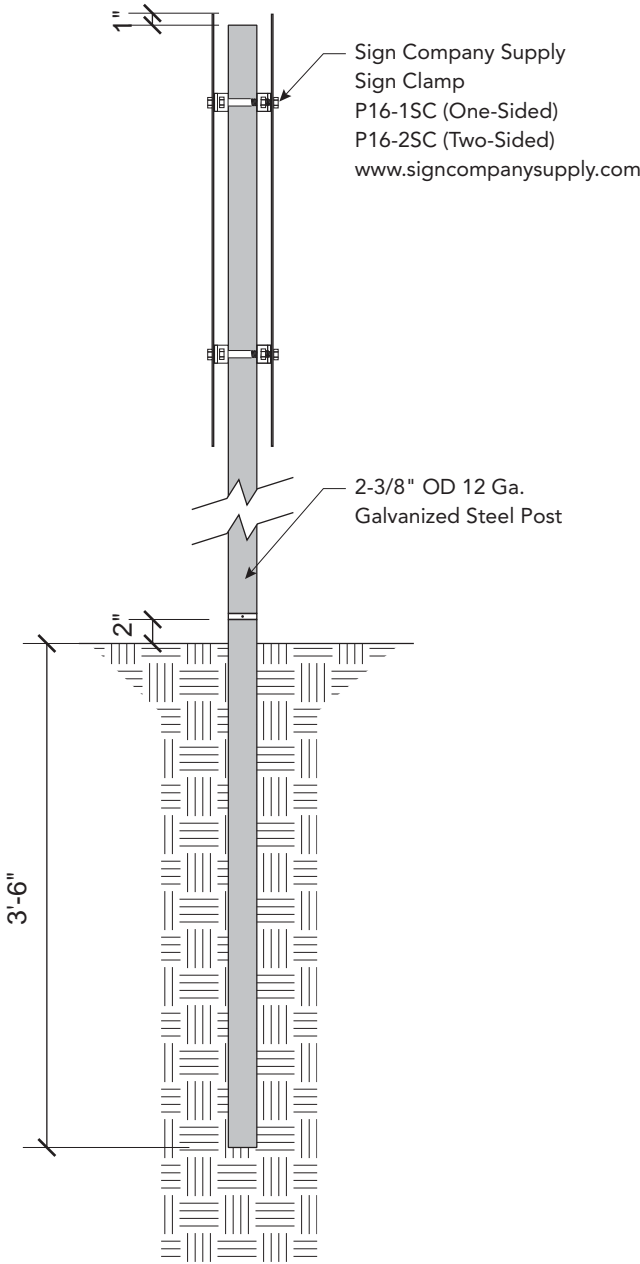
4 Regulatory Post & Panel Non-Standard
Style B - Panel Layouts
3/4"=1'-0"



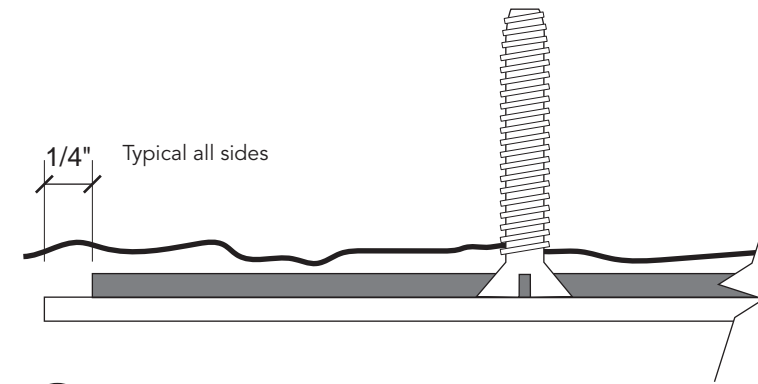
1 Regulatory Post & Panel Non-Standard
Style B - Front View
1/2"=1'-0"



2 Break-Away Post Detail
NTS



3 Section
Panel Mount and
Direct Burial Post
3/4"= 1'-0"



3 Type F.03 - Regulatory Wall Mount Message
Sectin Detail
Full Size

Notes and specifications for all elements as shown on drawing sheets W-F.03a through W-F.03b.

A Style A - Face Panel: 1/8" non-glare clear acrylic with second surface text and background color.

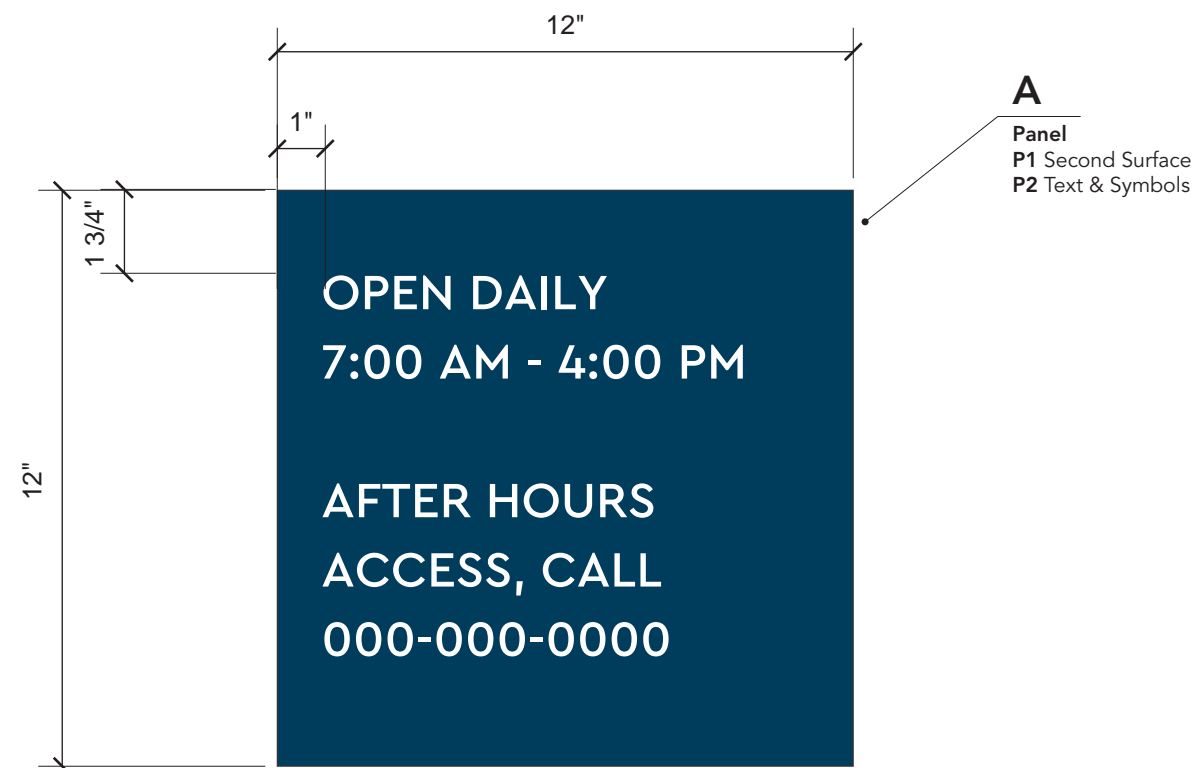
B Style B - Face Panel: 1/8" non-glare clear acrylic with second surface text, symbol and background color.

C Mounting Plate: 1/8" aluminum back panel with countersink holes for flush FH screws. Attach face panel to back panel with VHB tape.

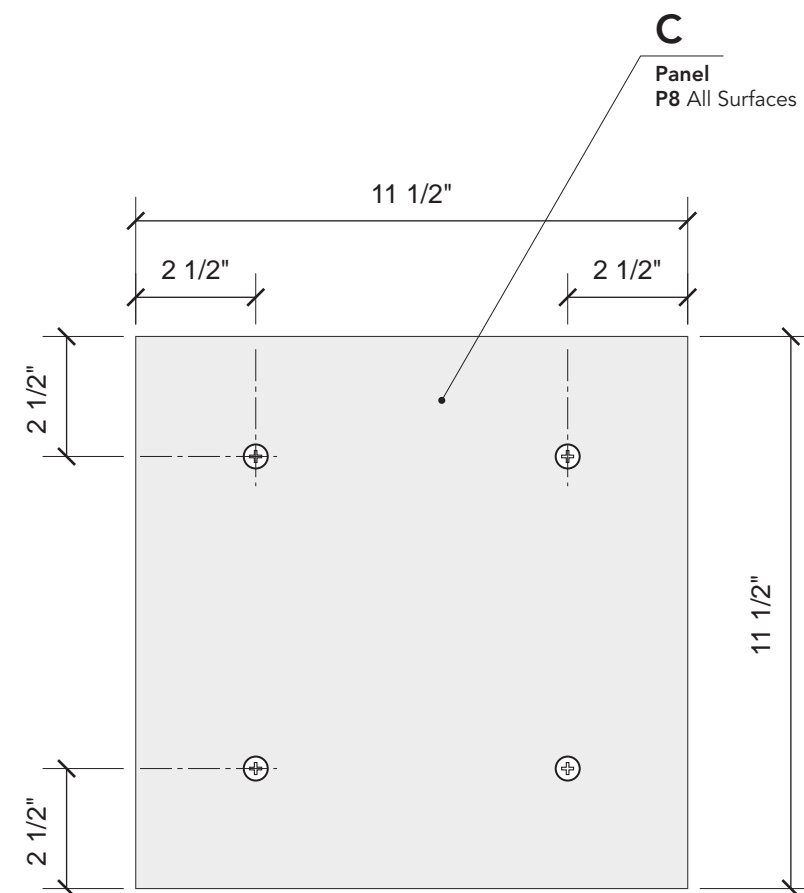
Typestyle: Cera Pro Medium

Installation: Mechanical attachment to exterior masonry or metal panel wall with wall anchors, screws and silicone adhesive.


Note: Sign Contractor is responsible for field verifying all as-built conditions that may impact installation and maintenance and indicate on shop drawings for review and approval. Coordinate with General Contractor for installation of all sign components.



1 Type F.03 - Regulatory Wall Mount Message
Style A - Front View
3"= 1'-0"



2 Type F.03 - Regulatory Wall Mount Message
Style A Back Plate - Front View
3"= 1'-0"

**Mitchell**

Wayfinding
Signage Design

Mitchell Associates Inc.
One Corporate Commons
100 West Commons Blvd, Suite 300
New Castle, DE 19720
+1 302.594.9400
www.mitchellai.com

Owner

Mohawk Valley Health System
1656 Champlin Avenue
New Hartford, NY 13413
+1 315.624.6000

Architect

NBBJ
250 S. High Street, Suite 300
Columbus, OH 43215
+1 614.224.7145

CON No. 172305-C
MAI Project No. 20030.00

Wynn Hospital
500 Broadway
Utica, New York 13502

Mark	Description	Date

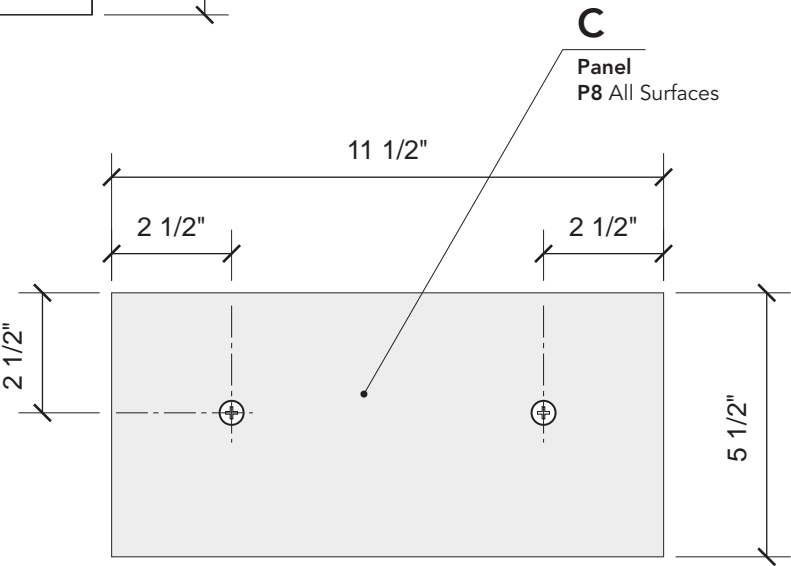
Sign Type F.03
Regulatory Wall Mount Message



B
Panel
P2 Second Surface
DP Symbol & Text



1 Type F.03 - Regulatory Wall Mount Message
Style B - Front View
3" = 1'-0"



2 Type F.03 - Regulatory Wall Mount Message
Style B Back Plate - Front View
3" = 1'-0"

Notes and specifications for all elements as shown on drawing sheets W-F.03a through W-F.03b.

 **Mitchell Associates Inc.**
Wayfinding
Signage Design
One Corporate Commons
100 West Commons Blvd, Suite 300
New Castle, DE 19720
+1 302.594.9400
www.mitchellai.com

Owner **Mohawk Valley Health System**
1656 Champlin Avenue
New Hartford, NY 13413
+1 315.624.6000

Architect **NBBJ**
250 S. High Street, Suite 300
Columbus, OH 43215
+1 614.224.7145

CON No. 172305-C
MAI Project No. 20030.00

Wynn Hospital
500 Broadway
Utica, New York 13502

Mark	Description	Date

Sign Type F.03
Regulatory Wall Mount Message

Notes and specifications for all elements as shown on drawing sheet W-F.04a.

A Face Panel: 1/8" aluminum sheet with first applied reflective vinyl.

Installation: Mechanical attachment to exterior masonry or metal panel wall with wall anchors, stainless steel screws and silicone adhesive.

Note: Sign Contractor is responsible for field verifying all as-built conditions that may impact installation and maintenance and indicate on shop drawings for review and approval. Coordinate with General Contractor for installation of all sign components.



Panel

V7 First Surface

V1 Text & Symbols

1

Type F.04 - Regulatory Wall Mount Message

Front View

$$3'' = 1' - 0''$$


Wayfinding Signage Design

Mitchell Associates Inc.

One Corporate Commons
100 West Commons Blvd, Suite 300
New Castle, DE 19720
+1 302.594.9400
www.mitchellai.com

Owner

Mohawk Valley Health System

1656 Champlin Avenue
New Hartford, NY 13413
+1 315.624.6000

Architect

NBBJ
250 S. High Street, Suite 300
Columbus, OH 43215
+1 614.224.7145

CON No. 172305-C

MAI Project No. 20030.00

Wynn Hospital

500 Broadway

Utica, New York 13502

Mark	Description	Date

Sign Type F.04

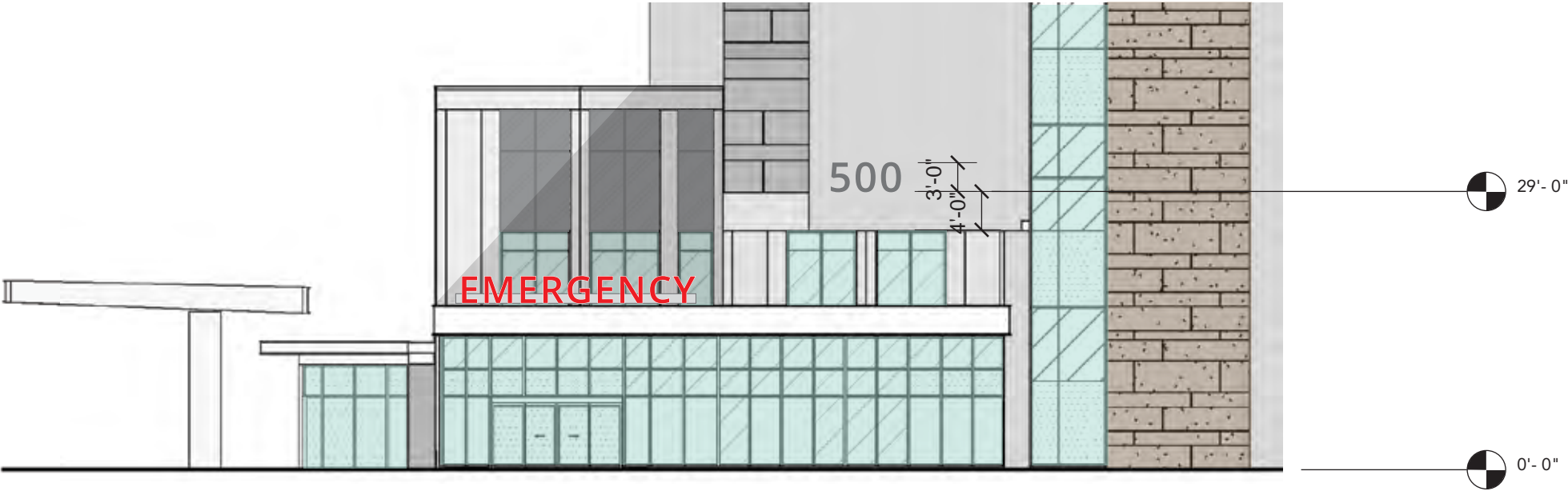
Graphic Series - Design Intent Documents

Sheet

Original Issue: 30 June 2022

W-F.04a

Notes and specifications for all elements as shown on drawing sheets W-G.01a through W-G.01c.



2 Hospital West Elevation (partial)
1/16"=1'-0"



1 Hospital East Elevation (partial)
1/16"=1'-0"



Wayfinding
Signage Design

Mitchell Associates Inc.

One Corporate Commons
100 West Commons Blvd, Suite 300
New Castle, DE 19720
+1 302.594.9400
www.mitchellai.com

Owner

Mohawk Valley Health System
1656 Champlin Avenue
New Hartford, NY 13413
+1 315.624.6000

Architect

NBBJ
250 S. High Street, Suite 300
Columbus, OH 43215
+1 614.224.7145

CON No. 172305-C

MAI Project No. 20030.00

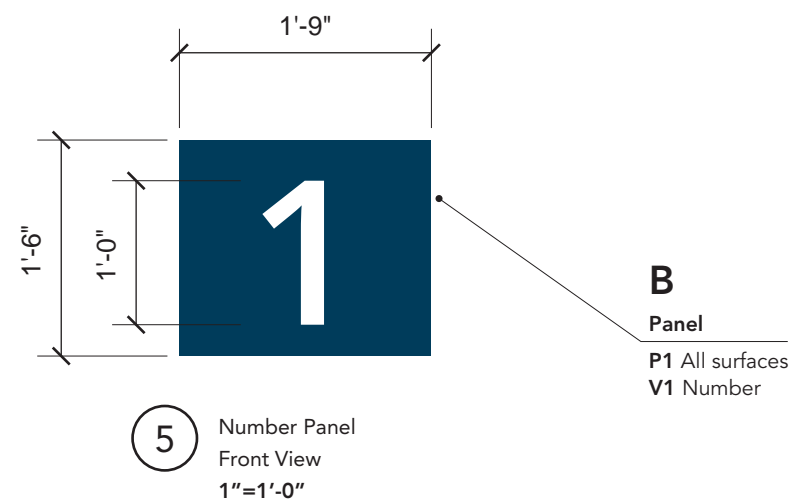
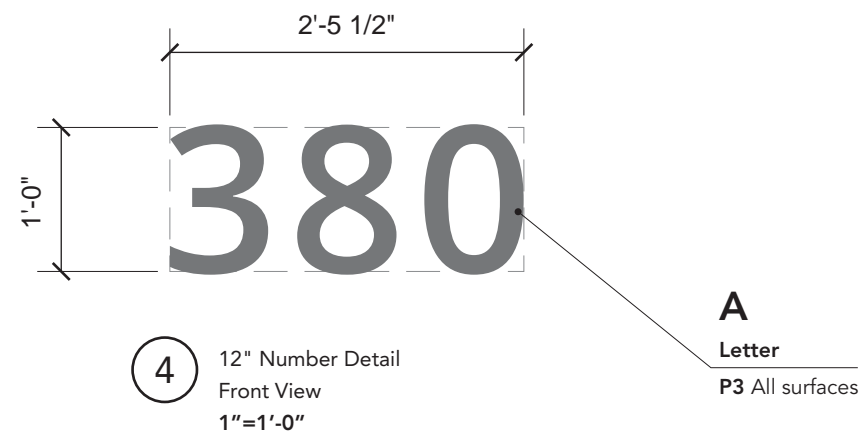
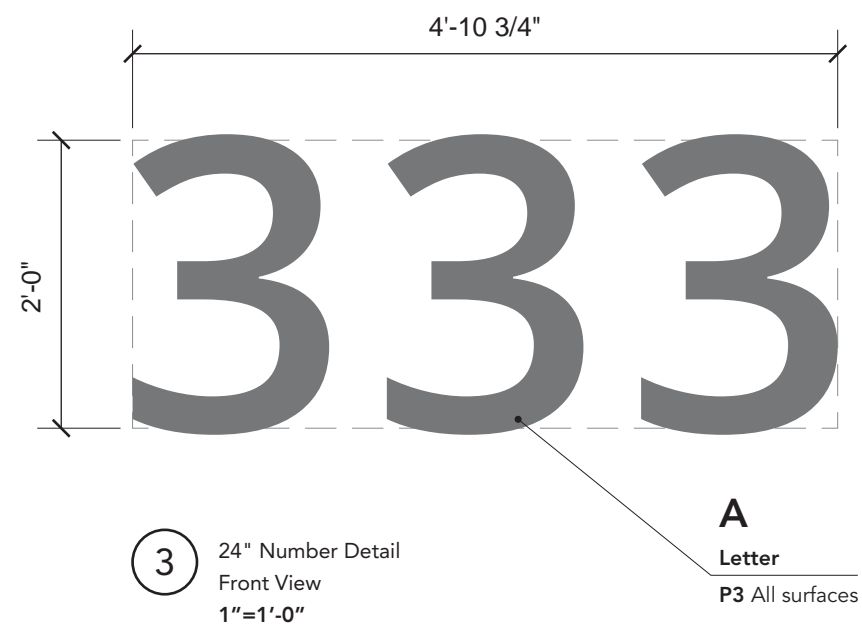
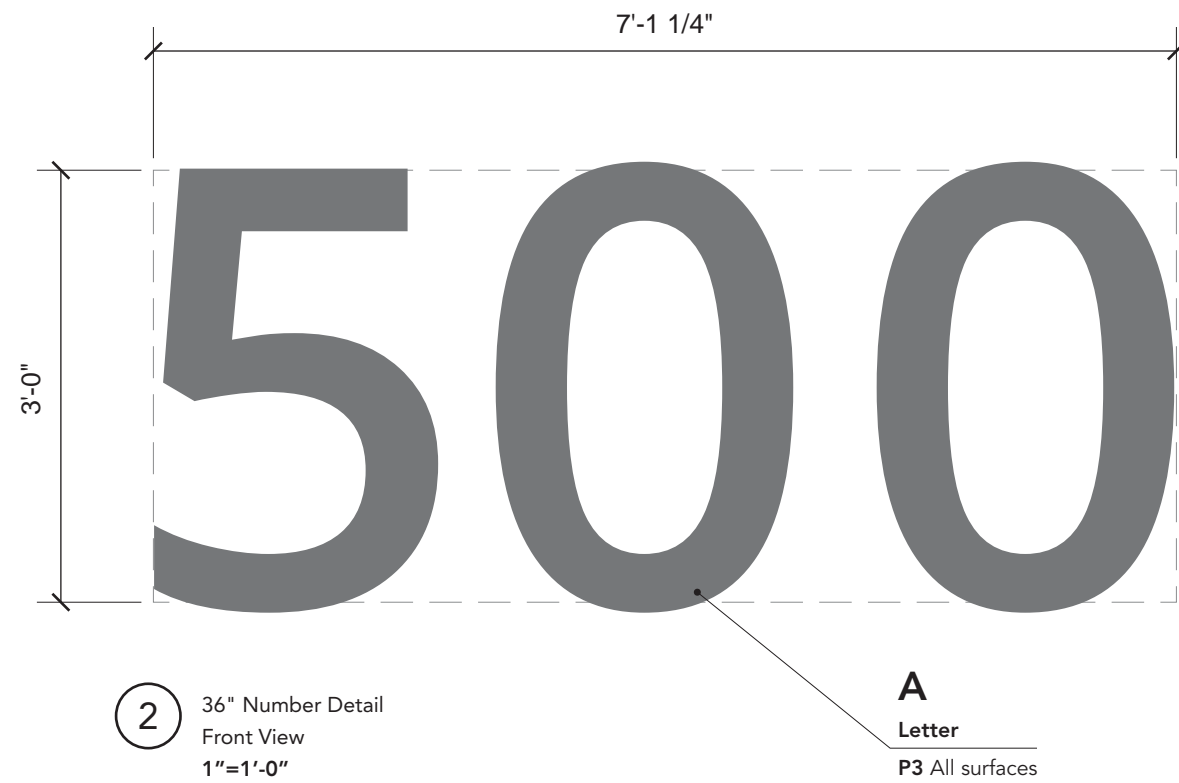
Wynn Hospital

500 Broadway

Utica, New York 13502

Mark	Description	Date

Notes and specifications for all elements as shown on drawing sheets W-G.01a through W-G.01c.



 <div>Wayfinding Signage Design</div>	Mitchell Associates Inc. One Corporate Commons 100 West Commons Blvd, Suite 300 New Castle, DE 19720 +1 302.594.9400 www.mitchellai.com	
	Owner	Mohawk Valley Health System 1656 Champlin Avenue New Hartford, NY 13413 +1 315.624.6000
	Architect	NBBJ 250 S. High Street, Suite 300 Columbus, OH 43215 +1 614.224.7145
CON No. 172305-C MAI Project No. 20030.00		Wynn Hospital 500 Broadway Utica, New York 13502
Mark	Description	Date

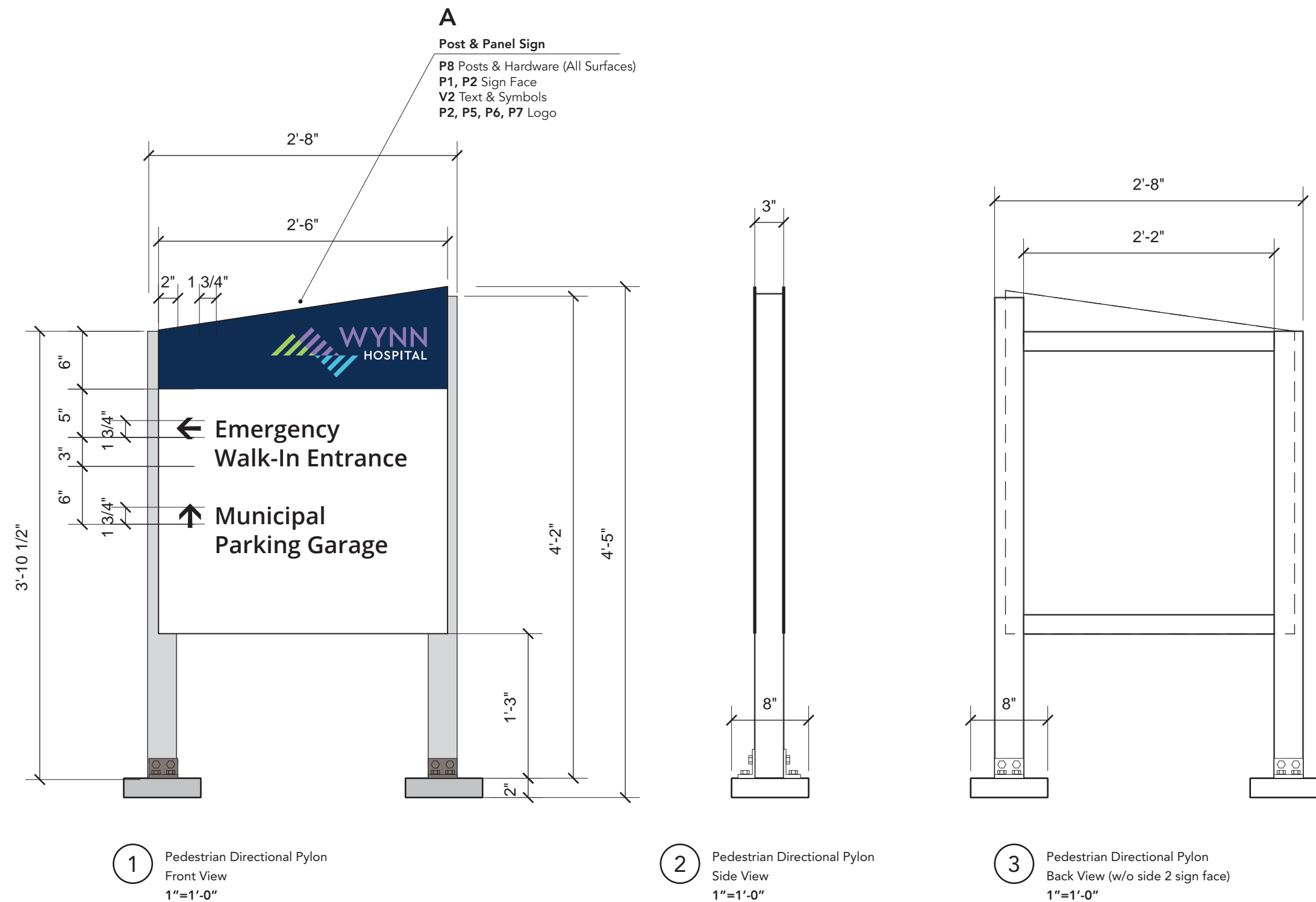
Sign Type G.01
Flat-Cut Letters

Notes and specifications for all elements as shown on drawing sheets W-H.01a through W-H.01b.

A Post & Panel Sign Assembly: Aluminum tube post and channel framing with 1/8" aluminum panels and applied reflective vinyl text and vinyl logo type/mark. All panel surfaces and posts painted.

Installation: Provide structural concrete post footings to below frost line and break-away post hardware as noted or equivalent.

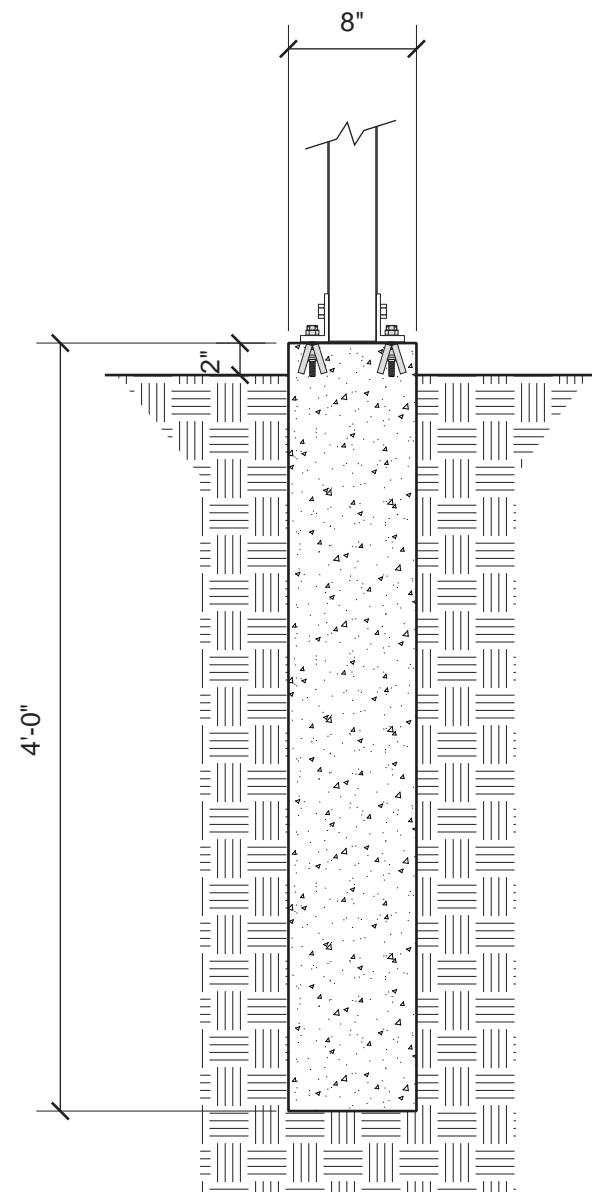
Note: Sign Contractor is responsible for field verifying all as-built conditions that may impact installation and maintenance and indicate on shop drawings for review and approval. Coordinate with General Contractor for installation of all sign components.



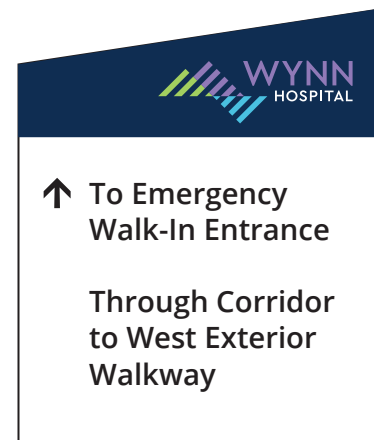
	Mitchell Associates Inc. One Corporate Commons 100 West Commons Blvd, Suite 300 New Castle, DE 19720 +1 302.594.9400 www.mitchellai.com
Wayfinding Signage Design	
Owner	Mohawk Valley Health System 1656 Champlin Avenue New Hartford, NY 13413 +1 315.624.6000
Architect	NBBJ 250 S. High Street, Suite 300 Columbus, OH 43215 +1 614.224.7145

Sign Type H.01
Pedestrian Directional Pylon

Notes and specifications for all elements as shown on drawing sheets W-H.01a through W-H.01b.



1 Post Mount and Footing Section
1"=1'-0"



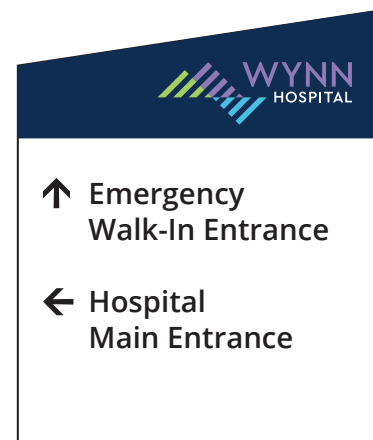
Sign Location H.01.01



Sign Location H.01.02 (side 1)



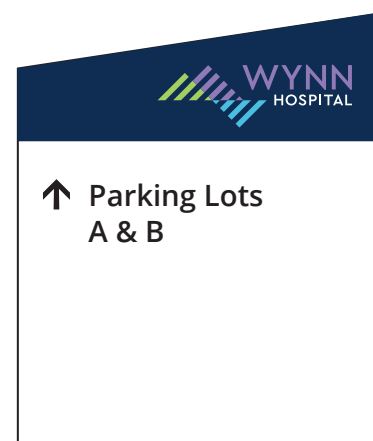
Sign Location H.01.02 (side 2)



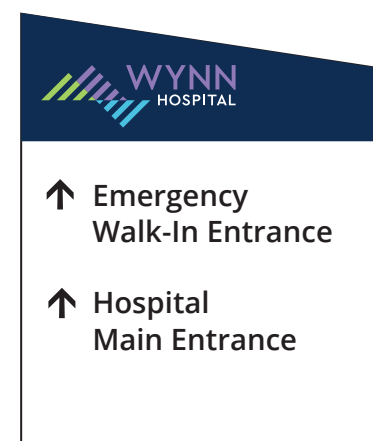
Sign Location H.01.03 (side 1)



Sign Location H.01.03 (side 2)



Sign Location H.01.04 (side 1)



Sign Location H.01.04 (side 2)

2 Pedestrian Directional Pylon Sign Layouts
3/4"=1'-0"



Wayfinding
Signage Design

Mitchell Associates Inc.
One Corporate Commons
100 West Commons Blvd, Suite 300
New Castle, DE 19720
+1 302.594.9400
www.mitchellai.com

Owner

Mohawk Valley Health System
1656 Champlin Avenue
New Hartford, NY 13413
+1 315.624.6000

Architect

NBBJ
250 S. High Street, Suite 300
Columbus, OH 43215
+1 614.224.7145

CON No. 172305-C
MAI Project No. 20030.00

Wynn Hospital
500 Broadway
Utica, New York 13502

Mark	Description	Date

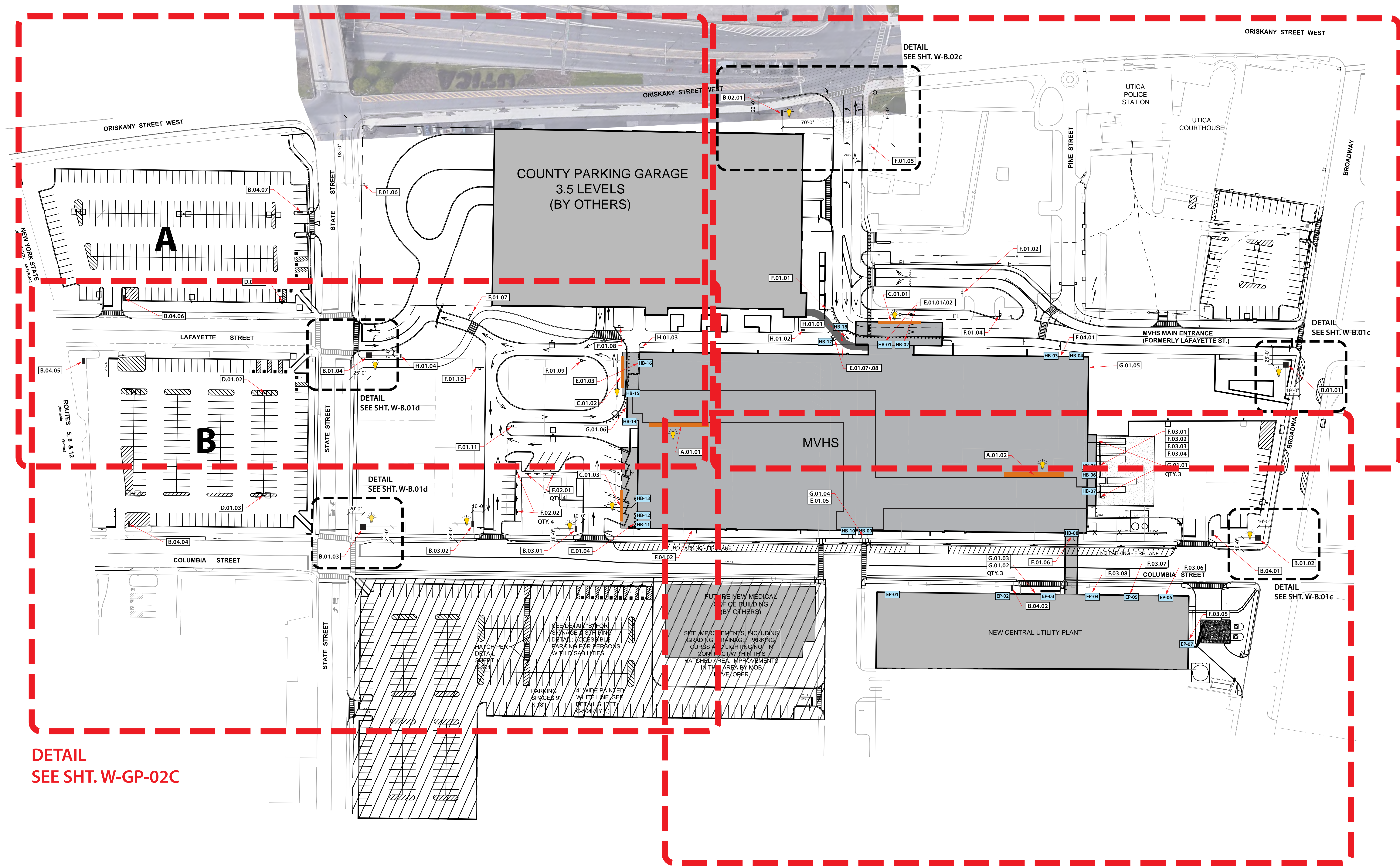
Sign Type H.01 Pedestrian Directional Pylon

Notes:

1) Traffic control regulatory signs by others. Reference Civil drawing C-113.

DETAIL
SEE SHT. W-GP-02A

DETAIL
SEE SHT. W-GP-02B



DETAIL
SEE SHT. W-GP-02C

DETAIL
SEE SHT. W-GP-02D

A1 Overall Site Sign Location
1" = 50'-0"

MOHAWK VALLEY
HEALTH SYSTEM
WYNN
HOSPITAL

COLUMBIA ST.
UTICA, NY 13502
LOT NO. 319.42-1-36

CON NO. 172305-C

CONSTRUCTION
DOCUMENTS

PROJECT ISSUE DATE:
DESIGN DEVELOPMENT

[illegible]

SALE	DESIGNER
------	----------

PROJECT NUMBER 20030-00

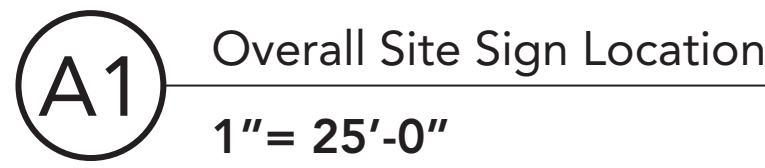
DATE 30 June 2022

SITE & BUILDING SIGNAGE PLAN

EET NUMBER

N-GP-01

1) Traffic control regulatory signs
by others. Reference Civil
drawing C-113.

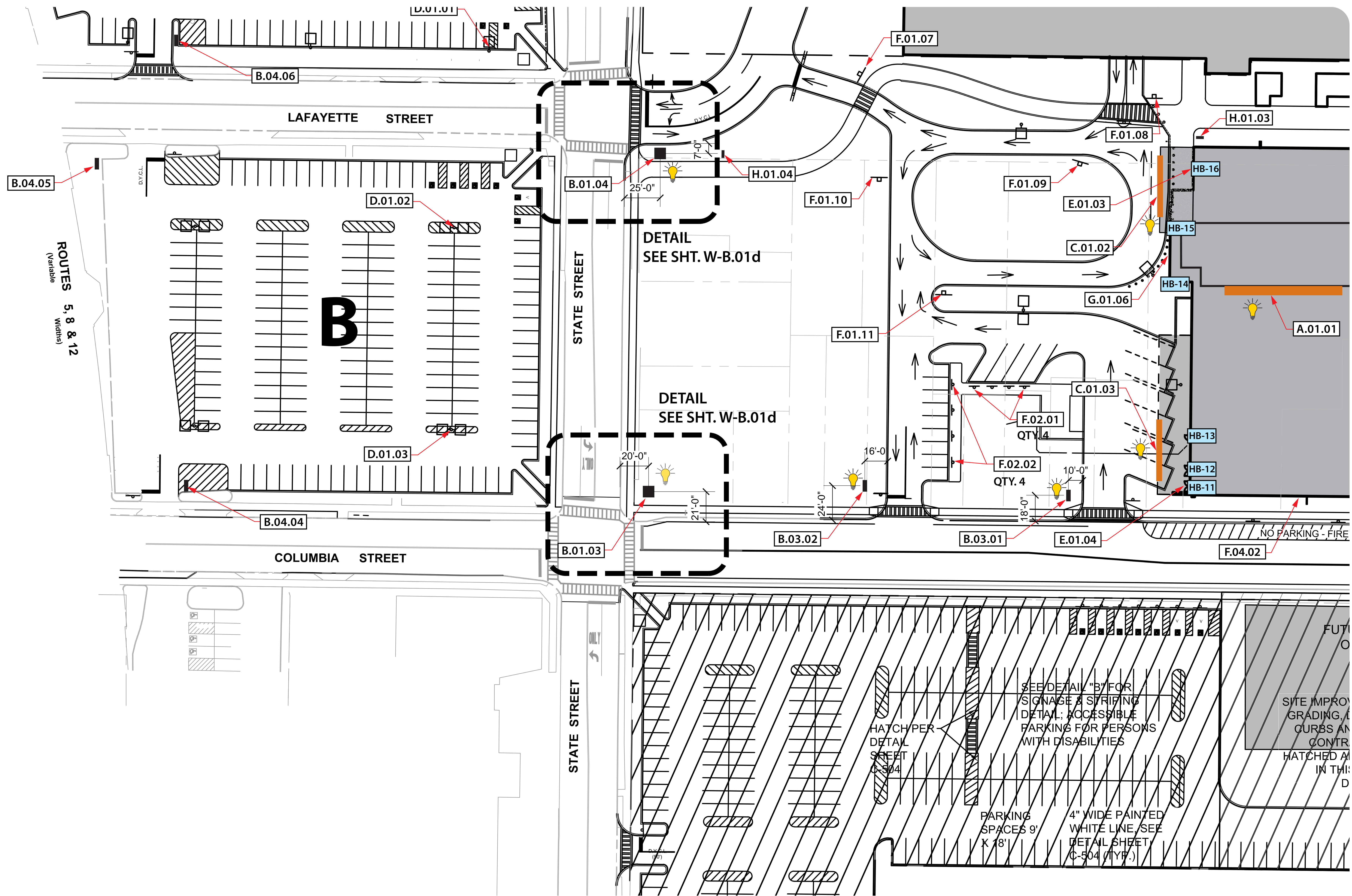


HEET NUMBER

W-GP-02A

Notes:

1) Traffic control regulatory signs by others. Reference Civil drawing C-113.



A1 Overall Site Sign Location
1" = 25'-0"

MOHAWK VALLEY
HEALTH SYSTEM
WYNN
HOSPITAL

COLUMBIA ST.
UTICA, NY 13502
LOT NO. 319.42-1-36

CON NO. 172305-C

CONSTRUCTION
DOCUMENTS

PROJECT ISSUE DATE:
DESIGN DEVELOPMENT

[illegible]

SCALE AS SHOWN	DESIGNER
PROJECT NUMBER	20030-00

DATE	30 June 2022
------	--------------

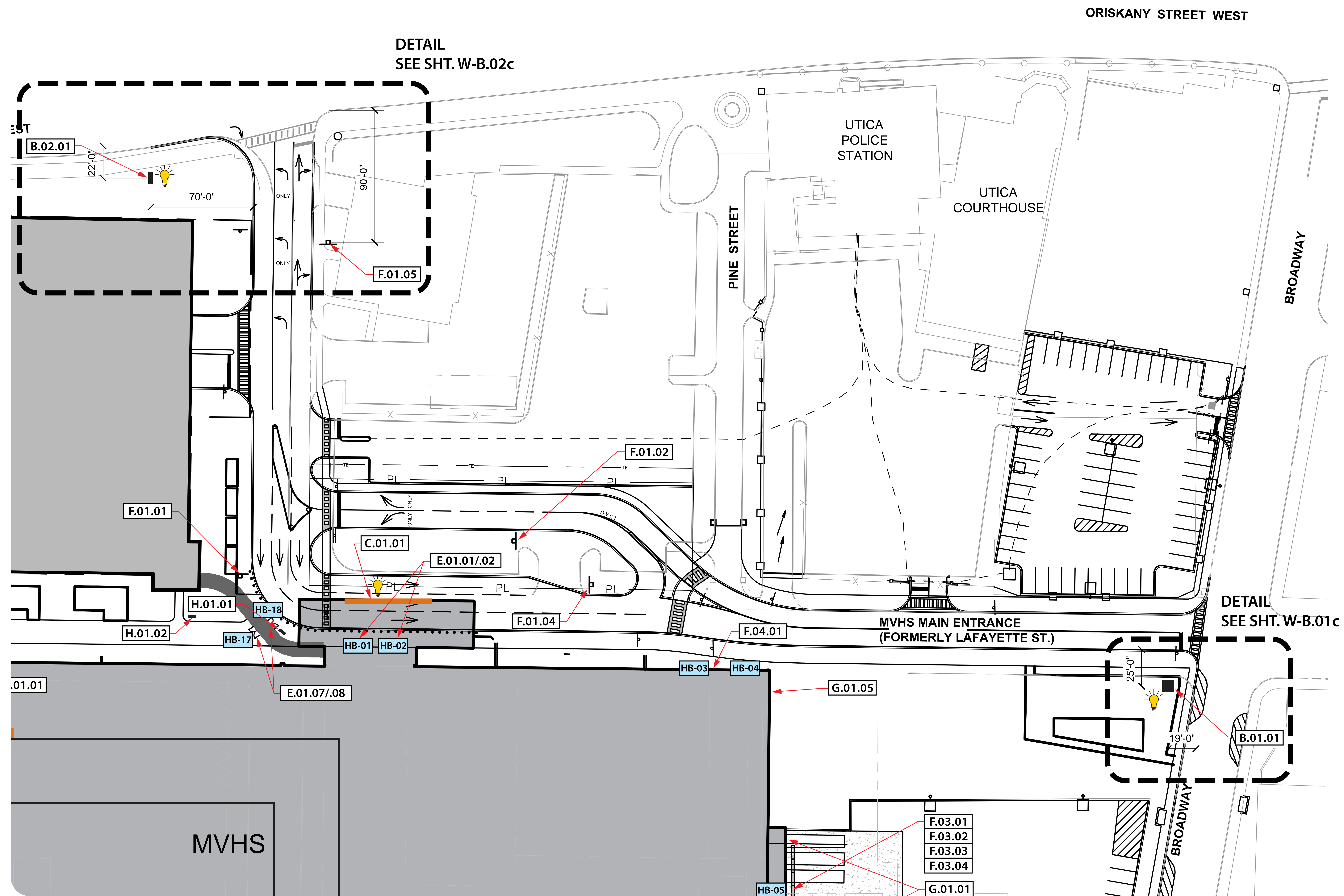
SHEET NAME
SITE & BUILDING
SIGNAGE PLAN

SHEET NUMBER

W-GP-02C

Notes:

1) Traffic control regulatory signs may be used by others. Reference Civil Engineering drawing C-113.



MOHAWK VALLEY
HEALTH SYSTEM
WYNN
HOSPITAL

COLUMBIA ST.
UTICA, NY 13502
LOT NO. 319.42-1-36

CON NO. 172305-C

CONSTRUCTION DOCUMENTS

PROJECT ISSUE DATE:
DESIGN DEVELOPMENT

[illegible]

SALE AS SHOWN	DESIGNER
------------------	----------

PROJECT NUMBER 20030-00

DATE 30 June 2022

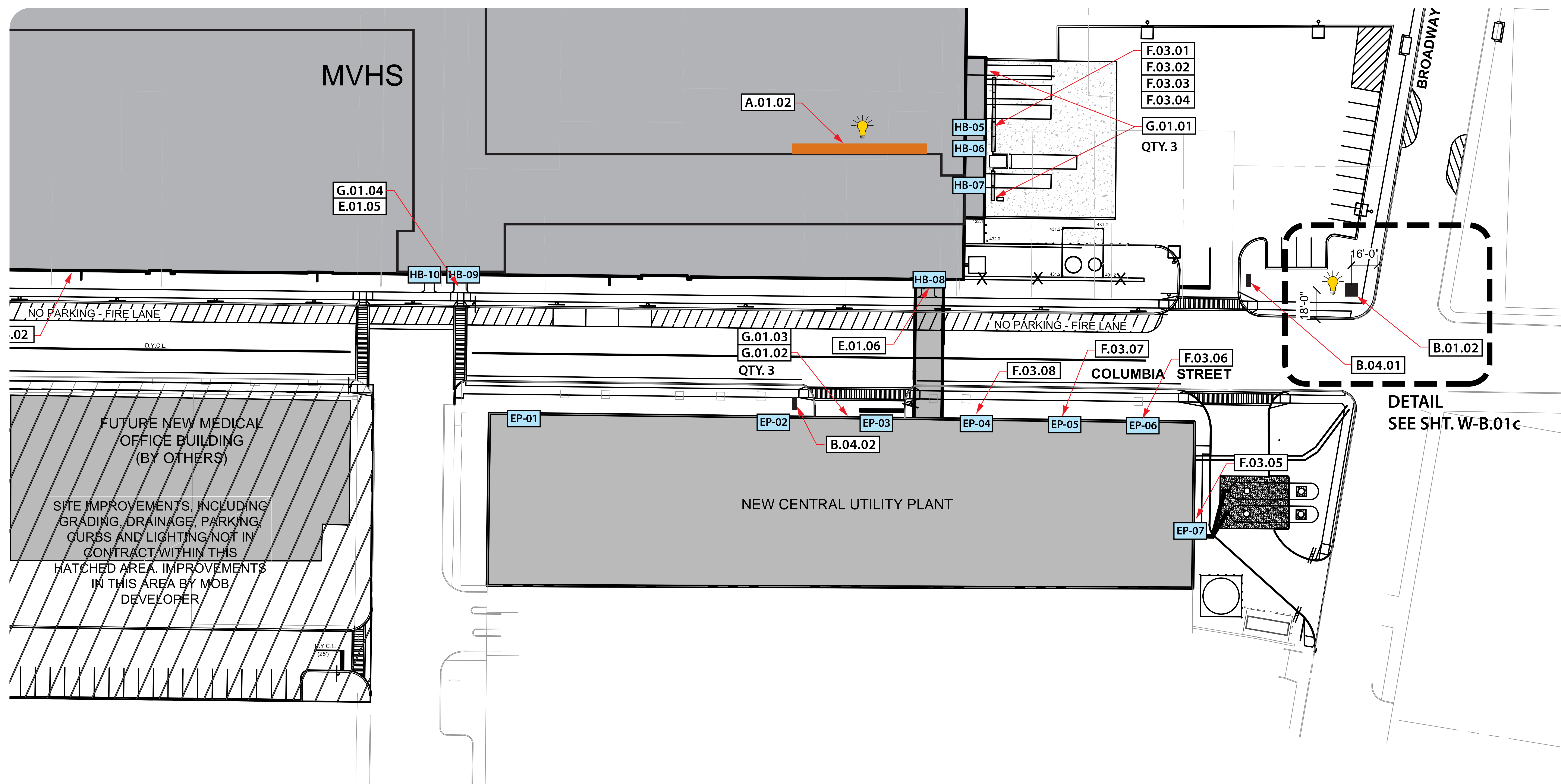
SITE & BUILDING SIGNAGE PLAN

EET NUMBER

N-GP-02B

A1 Overall Site Sign Location
1" = 25'-0"

1) Traffic control regulatory signs by others. Reference Civil drawing C-113.



DETAIL
SEE SHT. W-B.01c

CON NO. 172305-C

CONSTRUCTION
DOCUMENTS

PROJECT ISSUE DATE:
DESIGN DEVELOPMENT

[illegible]

SCALE	DESIGNER
-------	----------

PROJECT NUMBER	20030-00
----------------	----------

DATE 30 June 2022

SHEET NAME

SITE & BUILDING SIGNAGE PLAN


SHEET NUMBER

W-GP-02D

A1 Overall Site Sign Location
1" = 25'-0"

PB Case #17-22

Engineering Dept. comments



ROBERT M. PALMIERI
MAYOR

CITY OF UTICA


DEPARTMENT OF ENGINEERING

1 KENNEDY PLAZA, UTICA, NEW YORK 13502

PH.315-792-0152 | FAX. 315-792-0236

J. MICHAEL MAHONEY
DEPUTY CITY ENGINEER

MEMO TO: Brian Thomas, AICP, Commissioner

FROM: Eugene Santa Croce, Principal Engineer 

DATE: December 7, 2022

RE: SITE PLAN REVIEW #1-Canal Building (1933)
Event Center and Aqua Vino Restaurant at Harbor Point
Plans Dated 9/30/2022

Site Plan Review #1-Comments

1. Sheet C110
 - a) Is proposed lighting for the 55 space and 17 space parking areas adequate?
2. Sheet C120
 - a) The proposed area to be disturbed by this project exceed one (1) acre. As such, a SWPPP may be required.
 - b) If City of Utica is to gain ownership of any new storm water sewers on the site, all castings, materials and installations are to be as per City of Utica specifications.
 - c) Proposed catch basins to have minimum 3' sumps.
 - d) Pipe sizes are not shown on the drawings.
 - e) Who will maintain retention ponds?
 - f) Flood zone elevation is shown to be 411.00 with F.F.E. of event center to be 407.87?
 - g) All storm water piping installations are to be performed by City of Utica licensed plumbers.
 - h) Contractor is required to obtain all necessary plumbing permits.
3. Sheet U100
 - a) If City of Utica is to maintain ownership of main line sanitary sewers all materials, castings, and installations shall be as per City of Utica specifications.
 - b) All sanitary sewer and lateral installations shall be performed by a City of Utica licensed plumber.
 - c) Contractor is required to obtain all necessary permits.

ESC:dk